ABECEDARIA PRESS



Memorising for Latin

BOOK THREE

Verbs

EVAN MILLNER

An Abecedaria Press Textbook

UNIVERSITAS SCHOLARIUM

Contents

Introduction

The memory room

The verb room: one verb, *amō*

The second wall: the passive

The third wall: the rest of the passive

The irregular verbs: *sum*, I am

***sum* as a helper: the passive and the periphrastics**

The compounds of *sum*

The other irregular verbs

***eō*, I go**

***volō*, I want**

***nōlō*, I do not want**

***mālō*, I prefer**

***ferō*, I carry**

***fiō*, I become**

The second conjugation: *moneō*, I warn

The third conjugation: *regō*, I rule

The third conjugation in *-iō*: *capiō*, I take

The fourth conjugation: *audiō*, I hear

The five verbs side by side

The defective verbs

The shortened perfect

The semi-deponent verbs

The impersonal verbs

Introduction

To read Latin, you need to know the endings of its nouns and adjectives and the forms of its verbs, and you need to know them well enough to recognise them at once. Grammar books set these out in tables, in an order chosen for good grammatical reasons. But that order was not chosen to make them easy to learn. These little books show you two ways to learn them quickly: by changing the order a little, and by putting the forms into a memory room.

Memorising for Latin comes in three books. The first is on **nouns**, the second on **adjectives**, and the third on **verbs**. All three begin with this same introduction, which explains the memory system.

An old Roman method

The Romans themselves used methods like this. Memory was one of the five parts of the art of speaking, and orators were trained in it. The method comes down to us in a Latin textbook of rhetoric, the *Rhetorica ad Herennium*, written by an unknown author around 85 BC. Its fourth part, *memoria*, explains the method of places, the *method of loci*. It is the only full account to survive from the ancient world, although Cicero and Quintilian, the great teachers of rhetoric, also write about it. It was taught again in the Middle Ages and in the Renaissance. The Roman orator Cicero, and many other famous Romans, could speak for hours without notes, because they had placed the main points of their speeches in the rooms of a building they knew well. The Greeks called each such place a *topos*, which is where our word *topic* comes from. In Latin a place is a *locus*, and more than one place are *loci*: so this is the *method of loci*, the method of places.

Why this method was forgotten

This method was used for many hundreds of years, from the time of the ancient Romans. One reason it is not taught in schools today is a group of people called the Puritans, about four hundred years ago. They were very religious, and they had a great deal to do with the education of children in the English-speaking world. One of them, William Perkins, wrote against the method in England in the 1580s.

The Puritans did not like the idea of making funny pictures, because they did not like things that were funny. And the stranger and more unusual a picture is, the better you will remember it. Nobody can see into the heads of little boys and girls, but you can imagine what kind of pictures they might make in there! The Puritans did not like that at all. They could not see into the children's heads, and they did not want children thinking of strange pictures. And so the method stopped being taught in schools.

But we are teaching it again, because we do not mind if you make funny pictures in your head: strange pictures, weird pictures, unusual pictures. This is good. The stranger and more unusual your pictures are, the easier they will be to remember. And you do not have to tell anybody what they are. They are yours alone.

If you cannot see pictures in your mind

Not everyone can see pictures in their mind's eye. I cannot, or not clearly. Yet the method still works well for me. I can remember the shape and the feel of things very clearly. So instead of seeing a thing in its square, I imagine running my hands over it, and feeling it. It is very odd indeed, running my hand over an imaginary eyeball with an arm growing out of it! But then I know exactly what shape it has, and exactly where it is. If you have a good memory for sounds, you can do the same thing with sound.

The memory room

This book uses the memory room described in *Methods to Remember*. Here it is again, step by step.

Step One: get comfortable

Sit with your back to the fireplace, or to a wall of your room. Pick a square room that has four walls: you will be imagining yourself sitting with your back against one of those walls. Every time you imagine yourself in this room, you will be sitting in the same place.

The floor

Imagine the floor is divided into nine squares, three squares to a row. This is like a big game of noughts and crosses (tic-tac-toe) laid out on the floor in front of you, covering the whole floor of the room. The square furthest away from you, on the left, is square number 1. Then comes square number 2, and on the right-hand side, furthest away from you, square number 3. The middle row is 4, 5, 6, and the row right where you are is 7, 8, 9. You are sitting in square number 8.

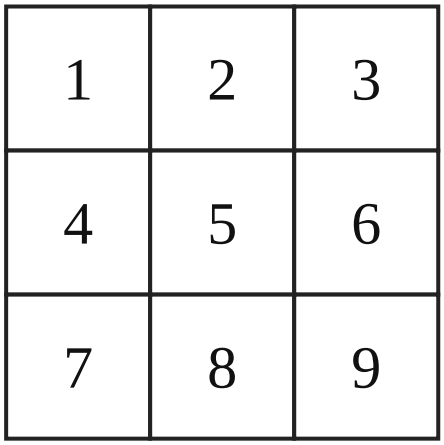

you sit in 8

The floor

These nine are the nine squares in the middle of the diagram.

The first wall: the tens

The wall on your left is the first wall. Divide it, too, into nine squares, with another noughts-and-crosses board, and number them the same way, starting from the top left-hand corner of the wall as you turn to face it: 1 to 9.

You will notice that we have gone 1 to 9 on the floor, and then back to 1 to 9 on the wall, which is not particularly useful. So, on the ceiling, directly above the 2 of this wall, imagine one more square, sticking up above the board. That square is 10. Everything on this wall is in the tens: its 1 is really 11, its 2 is 12, its 3 is 13, and so on until we get to 19.

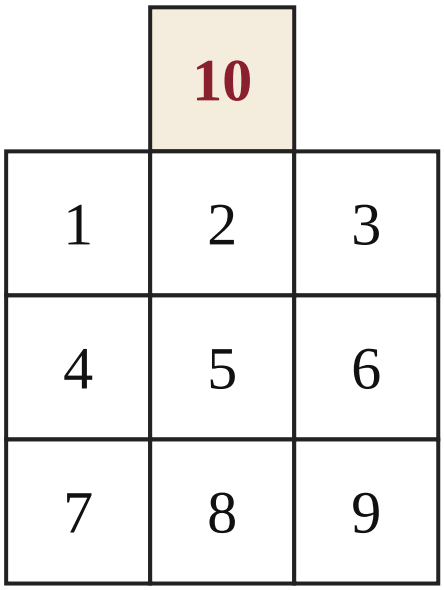

The first wall, with 10 above it

Now compare the wall with the floor, and note the consistency: the wall is numbered exactly like the floor. Don't remember the wall as 11, 12, 13, but as plain single digits, with the 10 placed just above the wall, on the ceiling. Everything below the 10 is in the tens.

The other three walls

Then do the same for the remaining walls. The wall in front of you is the second wall: above it, on the ceiling, is 20, and its squares are 21, 22, 23, up to 29. The wall on your right is the third wall, with 30 above

it: 31 to 39. The wall behind your back is the fourth wall, with 40 above it: 41 to 49.

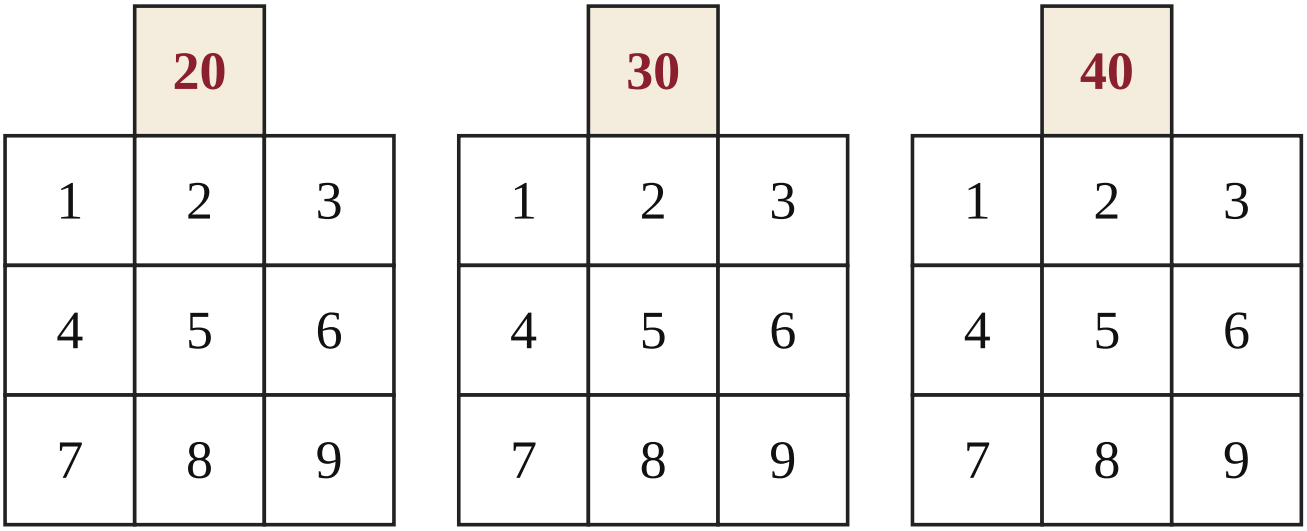

The second, third and fourth walls

The ceiling: 50

Right in the middle of the ceiling, where the light or lamp would be, place one more square. Sometimes in the middle of a ceiling there is a beautiful plaster ceiling rose with the lampshade hanging from it; sometimes it is just a lamp. That is square number 50, right in the middle of the ceiling above your head.

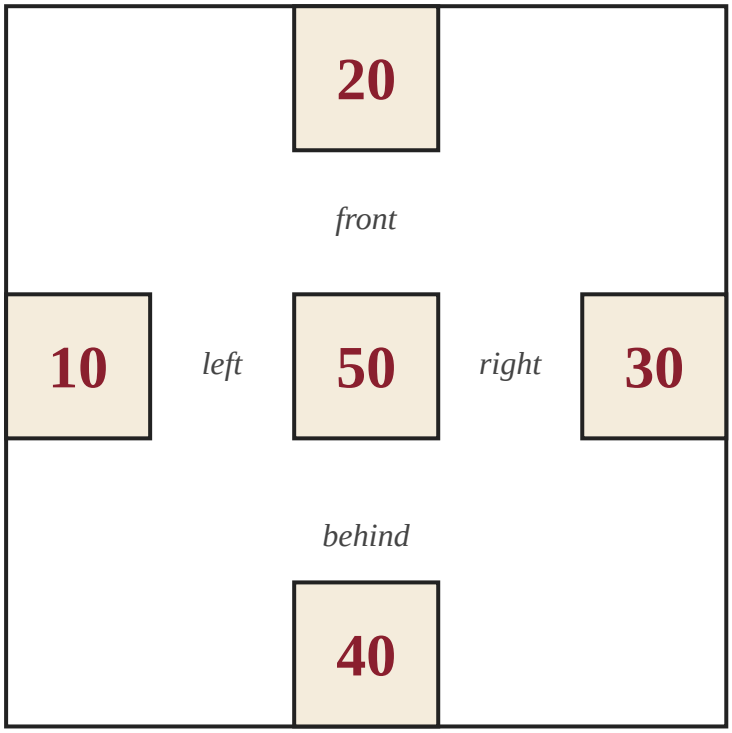

The ceiling, as you look up

So we have fifty places, or *loci*, in this room.

The diagram

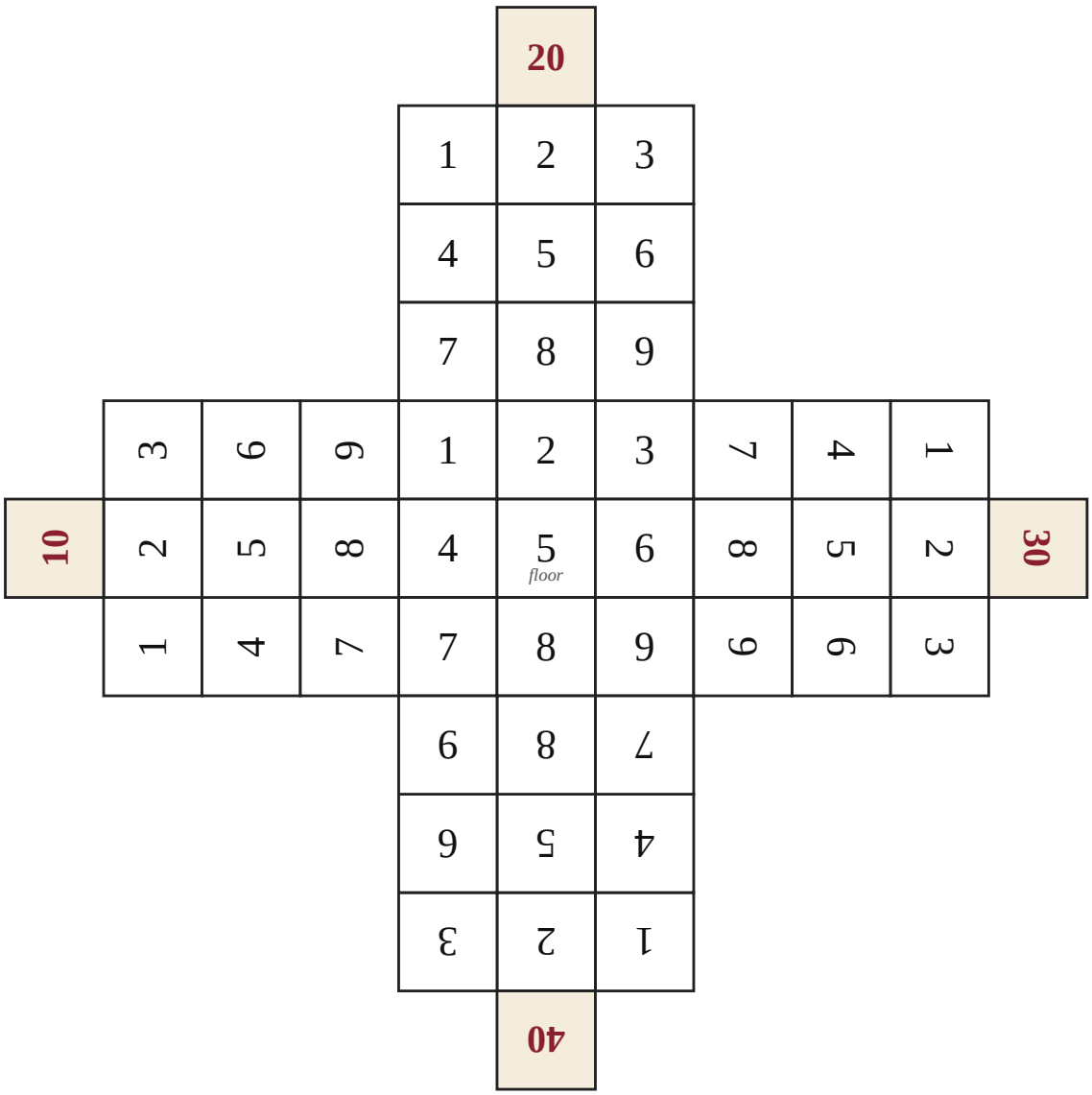

The memory room, unfolded

Examine the diagram. If you cut it out and folded it up, with the numbers on the inside, you would have your room: the floor in the middle, the four walls folded up around it, and the 10, 20, 30 and 40 on the ceiling above their walls. Drawing the diagram out on a large sheet of card and making the cube can also be of assistance.

Or find an old cardboard box. Draw the noughts-and-crosses board on the inside of the bottom of the box for the floor, and then on the inside of each wall. Cardboard boxes usually have folding leaves that close to make the lid: draw the 10, 20, 30 and 40 on the inside of those. Draw on the inside of the box, not the outside.

Take some time to get this pattern firmly into your head. I would spend a good ten minutes running over it in your mind's eye.

More rooms

Once this room is finished, we can imagine ourselves opening a door in the wall and going into another room, and after that room into yet another. The important thing is to remember which room comes after which. The first room holds the numbers 1 to 50, the second 51 to 100, and so on. You can put one of these memory rooms in every room and closet in your home.

Setting this system up in your head requires a small investment of time. Once you have it, you will have it with you for life.

The memory room comes from Gregor von Feinaigle's New Art of Memory *(1812), as set out by Francis Fauvel-Gouraud in* Phreno-Mnemotechny *(1845).*

The verb room: one verb, *amō*

A Latin verb has many more forms than a noun. But the forms are not a jumble. Each tense has its own place, and each place holds the same six persons. So we give every tense a square in the memory room, and we learn them one verb at a time. We begin with *amō*, I love.

The floor: the nine tenses

We start with the floor. Each square holds one tense, shown here in its first form, *I* ..., with its English meaning in red. Under each form is an aid to memory: feel free to make up your own.

1 I DO *love* am**ō** *note how it looks like do* I d**ō** *love*	**2** I DID *love* am**ābam** *I did fall on my bum*	**3** I HAVE *loved* am**āvī** *avi looks like have* I h**āvī** *loved*
4 I HAD *loved* am**āveram** *a play on words* **Āveram** had *loved* Sarah	**5** I WILL *love* am**ābō** I will be **ābō**ut to arrive	**6** I MAY *love* am**em** I may love mayh**em**
7 I MIGHT, I COULD *love* am**ārem** I might visit a h**ārem**	**8** I SHOULD HAVE *loved* am**āverim** *almost the same as 9* I should have loved **Āveri** (Avery)	**9** I SHALL HAVE *loved* am**āverō** I shall have loved **Āverō**, the h**erō**

the floor: the nine tenses

The verb room: the floor

Some things to notice:

- The three squares on the diagonal, 1, 5 and 9 (in green), all end in **-ō**: *amō*, *amābō*, *amāverō*.
- Square 8, *amāverim*, is almost the same as square 9, *amāverō*. In fact, as you will see below, only the first form is different; the other five are exactly the same.

First, learn which form is in which square. Sit in your chair and imagine the forms laid out on the floor, each in its square. Make your pictures as clear and as solid as you can, and make up stories for them.

The first step is to recognise the forms quickly when you meet them. The second step is to be able to give them yourself.

Use your own room

Make use of the things in your room that happen to fall in the squares. For example, in my room, the top right-hand corner, square 3, had a table with a top hat on it. So I thought of the line *"I have a top hat"*, and at once I remembered that square 3 holds *I have*: *amāvī*.

Six endings in every square

Each square holds not one form but six: one for each person. And here is the good news: in eight of the nine squares, the six endings are the same.

Person	English	Ending	In the perfect (square 3)
1st singular	I	**-ō / -m**	**-ī**
2nd singular	you	**-s**	**-istī**
3rd singular	he, she, it	**-t**	**-it**
1st plural	we	**-mus**	**-imus**
2nd plural	you (all)	**-tis**	**-istis**
3rd plural	they	**-nt**	**-ērunt**

The six personal endings

The first person ends in *-ō* in the green squares (1, 5 and 9), and in *-m* in the others. Only square 3, the perfect, has endings of its own.

So every form is made of three parts:

- the **stem**: *am-*, or *amāv-* in squares 3, 4, 8 and 9;
- the **sign of the square** (in green): *-ba-* in square 2, *-era-* in square 4, *-bi-* in square 5, *-e-* in square 6, *-re-* in square 7, *-eri-* in square 8;
- the **personal ending** (in bold maroon): the same six in every square.

The floor, filled in

Here is the whole floor, with every form of *amō*. Look at one square at a time. Say the six forms aloud, from top to bottom, as you said the rhymes of the nouns.

1 I DO *love* *present* amō amās amat amāmus amātis amant	**2** I DID *love* *imperfect* amābam amābās amābat amābāmus amābātis amābant	**3** I HAVE *loved* *perfect* amāvī amāvistī amāvit amāvimus amāvistis amāvērunt
4 I HAD *loved* *pluperfect* amāveram amāverās amāverat amāverāmus amāverātis amāverant	**5** I WILL *love* *future* amābō amābis amābit amābimus amābitis amābunt	**6** I MAY *love* *present subjunctive* amem amēs amet amēmus amētis ament
7 I MIGHT, I COULD *love* *imperfect subjunctive* amārem amārēs amāret amārēmus amārētis amārent	**8** I SHOULD HAVE *loved* *perfect subjunctive* amāverim amāveris amāverit amāverimus amāveritis amāverint	**9** I SHALL HAVE *loved* *future perfect* amāverō amāveris amāverit amāverimus amāveritis amāverint

the floor, filled in: amō, every tense, every person

The floor, filled in

The first wall: the other forms

Now we leave the floor, and turn to the wall on our left. Its squares are numbered 1 to 9 again, just like the floor, with 10 on the ceiling above. Here go the other forms of the verb: the pluperfect subjunctive, the

infinitives, the gerund, the supine, the participles and the imperatives.

Square 10, on the ceiling above the whole room, holds the infinitive, *amāre*, to love. It is the key to the verb: its ending tells you the conjugation (*amāre*, *monēre*, *regere*, *audīre*), just as the genitive told you the declension of a noun. And it is one of the forms the dictionary gives you: *amō, amāre, amāvī, amātum*. So three of the four are in easy places: *amō* in square 1, *amāre* in square 10, *amāvī* in square 3. Think of it up in the infinite sky: the infinitive.

The infinitive is also a noun

The infinitive is a verb, but it can also be used as a noun. *Amāre* means "to love", but it can also simply mean "loving", or "love". *Amāre est dulce*: to love is sweet, or loving is sweet, or love is sweet.

When it is used in this way, the infinitive is a neuter noun. You can see this in the adjectives that go with it, which are neuter. The poet Horace wrote *dulce et decōrum est prō patriā morī*: "it is sweet and fitting to die for one's country". Here *morī*, to die, is the noun, and the adjectives *dulce* and *decōrum* are neuter, to agree with it. And the old saying *errāre hūmānum est*, to err is human, works the same way: *errāre* is the noun, and *hūmānum* is neuter.

This is like what we saw in Book Two, where an adjective can work like a noun, and a noun like an adjective. In Latin, the parts of speech are not walled off from each other. The infinitive stands on the ceiling, above the whole room, partly a verb and partly a noun.

	10 TO DO *to love* **amāre** *up in the infinite sky: the infinitive*	
1 I WOULD HAVE *loved* **amāvissem** *I would have missed him*	**2** TO HAVE DONE *to have loved* **amāvisse** *the m fell off amāvissem* to have placed the wood in **ā visse**	**3** TO BE ABOUT TO *to love* **amātūrus esse** to be about to love **Ārthūr**
4 DOING · IN DOING · TO DO *loving* **amandī** **amandō** **amandum** *a giant eating almonds: fee fi fo fum*	**5** TO DO · TO BE DONE *to love · to be loved* **amātum** **amātū** *to lose some weight from my tummy*	**6** DOING · ABOUT TO DO *loving · about to love* **amāns** **amātūrus** **Ā toūrist** is about to love **ānts**
7 DO! *love!* **amā!**	**8** SHALL DO! *love! (later)* **amātō!** You shall love the tom**ātō**	**9** DONE · TO BE DONE *loved · to be loved* **amātus** **amandus** *the last square: all done, but still more to be done*

the first wall, on your left: the other forms

The verb room: the first wall

The second wall: the passive

Now turn to the wall in front of you, the second wall, with 20 on the ceiling above it. Here goes the **passive**: *I am loved*, *I was loved*, and so on.

The second wall is arranged exactly like the floor. Each tense of the passive sits in the same square as its active partner: the present in square 1, the imperfect in square 2, the perfect in square 3, and so on to the future perfect in square 9. So if you know the floor, you already know where everything on this wall goes. Always keep each tense in the same place.

And on the ceiling, in square 20, just as *amāre* sits in square 10, goes

the passive infinitive: *amārī*, to be loved.

PINK: FEMININE · a woman says it	BLUE: MASCULINE · a man says it

	20 TO BE DONE *to be loved* amārī *the infinite sky again: the passive infinitive*	
1 I AM *loved* amor I am loved, **or** am I not loved?	**2** I WAS *loved* amābar I was loved by Bābar the elephant	**3** I HAVE BEEN *loved* amāta sum amātus sum After a long hiātus, I have been loved: that is the sum of it.
4 I HAD BEEN *loved* amāta eram amātus eram I had been loved by an apparātus of ceramic	**5** I WILL BE *loved* amābor I will be loved in the ārboretum	**6** I MAY BE *loved* amer I may be loved by an American
7 I MIGHT BE *loved* amārer Ā rare thought that I might be loved	**8** I SHOULD HAVE BEEN *loved* amāta sim amātus sim I should have been loved by Simbad the sailor	**9** I SHALL HAVE BEEN *loved* amāta erō amātus erō I shall have been loved by the god Erōs

Six passive endings

The passive has its own six personal endings, and again they are the same in every square that has them: squares 1, 2, 5, 6 and 7.

Person	English	Passive ending
1st singular	I am loved	**-r / -or**
2nd singular	you are loved	**-ris**
3rd singular	he, she, it is loved	**-tur**
1st plural	we are loved	**-mur**
2nd plural	you (all) are loved	**-minī**
3rd plural	they are loved	**-ntur**

The passive endings

The tense signs (in green) are the same as on the floor: *-ba-* in square 2, *-bi-* in square 5, *-e-* in square 6, *-re-* in square 7. Only the endings change. In square 5, the second person is *amāberis*, with *e* instead of *i*.

Squares 3, 4, 8 and 9: the participle and *sum*

In the four squares of the perfect, the passive is made in a different way: with the participle *amātus* (loved) and a form of *sum*, I am. The forms of *sum* are simple ones: its present, its imperfect, its present subjunctive and its future. The perfect squares of the passive borrow them from the floor of *sum*:

- square 3: *amātus* **sum**, I have been loved
- square 4: *amātus* **eram**, I had been loved
- square 8: *amātus* **sim**, I should have been loved

- square 9: *amātus* **erō**, I shall have been loved

The participle is an adjective, like *bona, bonus, bonum*, so it agrees with the person. When the subject is "I", it is the speaker who is a woman or a man: a woman says *amāta sum*, I have been loved; a man says *amātus sum*. On the walls below, the woman's form is on pink and comes first, the man's form on blue, the same colours as in Book Two. Grammar books usually give only *amātus sum*, as if every reader were a man; here both are given. A thing, in the neuter, *amātum est*, it has been loved. In the plural: *amātae sumus*, we (women) have been loved; *amātī sumus*, we (men, or a mixed group) have been loved; *amāta sunt*, they (things) have been loved.

The second wall, filled in

1 I AM *loved* *present*	2 I WAS *loved* *imperfect*	3 I HAVE BEEN *loved* *perfect*
amor	amābar	amāta sum · amātus sum
amāris	amābāris	amāta es · amātus es
amātur	amābātur	amāta est · amātus est
amāmur	amābāmur	amātae sumus · amātī sumus
amāminī	amābāminī	amātae estis · amātī estis
amantur	amābantur	amātae sunt · amātī sunt

4 I HAD BEEN *loved* *pluperfect*	5 I WILL BE *loved* *future*	6 I MAY BE *loved* *present subjunctive*
amāta eram · amātus eram	amābor	amer
amāta erās · amātus erās	amāberis	amēris
amāta erat · amātus erat	amābitur	amētur
amātae erāmus · amātī erāmus	amābimur	amēmur
amātae erātis · amātī erātis	amābiminī	amēminī
amātae erant · amātī erant	amābuntur	amentur

7 I MIGHT BE *loved* *imperfect subjunctive*	8 I SHOULD HAVE BEEN *loved* *perfect subjunctive*	9 I SHALL HAVE BEEN *loved* *future perfect*
amārer	amāta sim · amātus sim	amāta erō · amātus erō
amārēris	amāta sīs · amātus sīs	amāta eris · amātus eris
amārētur	amāta sit · amātus sit	amāta erit · amātus erit
amārēmur	amātae sīmus · amātī sīmus	amātae erimus · amātī erimus
amārēminī	amātae sītis · amātī sītis	amātae eritis · amātī eritis
amārentur	amātae sint · amātī sint	amātae erunt · amātī erunt

the second wall, filled in: amor, every tense, every person (passive)

The second wall, filled in

The third wall: the rest of the passive

Now turn to the wall on your right, the third wall, with 30 on the ceiling above it. Here goes the rest of the passive.

Just as the second wall mirrors the floor, the third wall mirrors the first wall. Each passive form sits in the same square as its active partner on the first wall:

- square 1: *amātus essem*, I would have been loved (on the first wall, *amāvissem*)
- square 2: *amātus esse*, to have been loved (on the first wall, *amāvisse*)
- square 3: *amātum īrī*, to be about to be loved (on the first wall, *amātūrus esse*)
- square 7: *amāre!* and *amāminī!*, be loved! (on the first wall, *amā!*)
- square 8: *amātor!*, you shall be loved! (on the first wall, *amātō!*)

Squares 4, 5, 6 and 9 stay free. The gerund has no passive, and the supine and the participles are already on the first wall. Free squares are useful: you can keep them for anything you want to add later.

Notice that square 7 holds *amāre!*, which looks just like the infinitive in square 10. The context tells you which it is.

PINK: FEMININE · a woman says it	BLUE: MASCULINE · a man says it

30

A DEPONENT VERB

to encourage

hort**ārī**

looks passive, means active

1 I WOULD HAVE BEEN *loved* am**āta essem** am**ātus essem** I would have been loved by the Sen**ātus**, bl**ess**'**em**!	**2** TO HAVE BEEN *loved* am**āta esse** am**ātus esse** To have been loved by a st**ātus** symbol in **Esse**x	**3** TO BE ABOUT TO BE *loved* am**ātum īrī** To be about to be loved by an **āt**o**m**: how **īrī** (eerie)!
4 *free: the gerund has no passive*	**5** *free: the supine is on the first wall*	**6** *free: the participles are on the first wall*
7 BE! *loved!* am**āre!** am**āminī!** "Be loved!" said **a māre** to two **Minī**s	**8** SHALL BE! *loved! (later)* am**ātor!** You shall be loved, **amātor** (amateur)!	**9** *free: amātus and amandus are on the first wall*

the third wall, on your right: the rest of the passive

The third wall: the rest of the passive

Square 30: the deponent verbs

Some Latin verbs have only passive forms, but an active meaning. They are called **deponent** verbs (from *dēpōnō*, I lay aside: they have laid aside their active forms). For example, *hortor*, I encourage; *hortārī*, to encourage; *hortātus sum*, I have encouraged.

A deponent verb needs no new squares. Its forms go on the second and third walls, exactly where the passive forms of *amō* go: *hortor* in square 1 of the second wall, beside *amor*; *hortātus sum* in square 3, beside *amātus sum*. Only the meaning is different: active, not passive.

So on the ceiling, in square 30, we put *hortārī*, to encourage: a reminder that a verb can look passive and mean active.

What comes next

This is only the first verb. Once you know exactly which form of *amō* is in which square, every other verb goes into the same squares:

- *sum*, I am, its helper forms and its compounds such as *possum*;
- the other irregular verbs: *eō*, *volō*, *nōlō*, *mālō*, *ferō*, *fīō*;
- the other conjugations: *moneō*, *regō*, *capiō*, *audiō*;
- the defective verbs, the shortened perfect, the semi-deponent verbs and the impersonal verbs.

They can stand beside *amō* in the same squares, or in another room laid out exactly like this one. But always keep each tense in the same place, even in a new room.

How long will it take?

If you have a reasonably good memory for places, you can learn the floor and the first wall in about an hour. The first attempt will be hard; then it will get easier. Go over it again regularly. Even after one hour,

you will find that your reading of Latin improves, because you will recognise the verb forms, and you will know where each one belongs.

Learning the endings for each person, all six in every square, does take longer. But you do not need to have them perfect before you begin to read. Once you have an idea of them, start reading a great deal, especially construed texts, where each Latin word is matched with its English. You will start to see these forms again and again, each one in its place, and you will then find it a lot easier to learn them fully later on.

The irregular verbs: *sum*, I am

The same squares

A few very common Latin verbs do not follow the pattern of *amō*. They are called **irregular**. But they go into the same squares. Every tense keeps its place: the present in square 1, the imperfect in square 2, and so on, exactly as for *amō*.

You can imagine each irregular verb standing beside *amō* in its square. Or, if your room is getting crowded, open a door into a second room, laid out exactly like the first, and put the irregular verbs there. Either way, always keep each tense in the same place.

We begin with the most important verb of all: *sum*, I am.

You already know half of *sum*

You have met *sum* already, on the second and third walls. The passive of *amō* borrowed four of its forms: *amātus* **sum**, *amātus* **eram**, *amātus* **sim**, *amātus* **erō**, and on the third wall *amātus* **essem**. So you already know the first forms of five of its squares.

The floor

Here is *sum* on the floor, with the first form of each tense, just as we first learned *amō*:

1 I AM su**m** cōgit**ō**, ergo **sum**	**2** I WAS er**am** cōgitā**bam**, ergo **eram**	**3** I HAVE BEEN fu**ī** cōgitāv**ī**, ergo **fuī**
4 I HAD BEEN fu**eram** cōgitāv**eram**, ergo **fueram**	**5** I WILL BE er**ō** cōgitā**bō**, ergo **erō**	**6** I MAY BE s**im** cōgit**em**, ergo **sim**
7 I MIGHT BE es**sem** cōgitā**rem**, ergo **essem**	**8** I SHOULD HAVE BEEN fu**erim** cōgitāv**erim**, ergo **fuerim**	**9** I SHALL HAVE BEEN fu**erō** cōgitāv**erō**, ergo **fuerō**

sum on the floor: the nine tenses

sum: the floor

The memory sentence for *sum* is the most famous Latin sentence in philosophy: *cōgitō, ergo sum*, I think, therefore I am, from the French philosopher René Descartes. In square 1 it stands as he wrote it. In

every other square we put the whole sentence into the tense of that square. It is a bit of a joke, and it is also good practice, because *cōgitō* goes exactly like *amō*:

1. *cōgitō, ergo sum*: I think, therefore I am.
2. *cōgitābam, ergo eram*: I was thinking, therefore I was.
3. *cōgitāvī, ergo fuī*: I have thought, therefore I have been.
4. *cōgitāveram, ergo fueram*: I had thought, therefore I had been.
5. *cōgitābō, ergo erō*: I shall think, therefore I shall be.
6. *cōgitem, ergo sim*: I may think, therefore I may be.
7. *cōgitārem, ergo essem*: I might think, therefore I might be.
8. *cōgitāverim, ergo fuerim*: I should have thought, therefore I should have been.
9. *cōgitāverō, ergo fuerō*: I shall have thought, therefore I shall have been.

And here is the whole floor, with every person:

1 **I AM** *present* sum es est sumus estis sunt	**2** **I WAS** *imperfect* eram erās erat erāmus erātis erant	**3** **I HAVE BEEN** *perfect* fuī fuistī fuit fuimus fuistis fuērunt
4 **I HAD BEEN** *pluperfect* fueram fuerās fuerat fuerāmus fuerātis fueranT	**5** **I WILL BE** *future* erō eris erit erimus eritis erunt	**6** **I MAY BE** *present subjunctive* sim sīs sit sīmus sītis sint
7 **I MIGHT BE** *imperfect subjunctive* essem essēs esset essēmus essētis essent	**8** **I SHOULD HAVE BEEN** *perfect subjunctive* fuerim fueris fuerit fuerimus fueritis fuerint	**9** **I SHALL HAVE BEEN** *future perfect* fuerō fueris fuerit fuerimus fueritis fuerint

the floor, filled in: sum, every tense, every person

sum: the floor, filled in

Look at the personal endings in red. They are the same six as for *amō*: *-m* (or *-ō*), *-s*, *-t*, *-mus*, *-tis*, *-nt*. Only the beginnings are irregular: *su-* and *es-* in square 1, *er-* in squares 2 and 5, *s-* in square 6, *es-* in square 7.

The perfect squares are regular

Now look at squares 3, 4, 8 and 9. They are not irregular at all. The perfect stem is *fu-*, and after that everything is exactly as for *amō*: *fu-ī* like *amāv-ī*, *fu-eram* like *amāv-eram*, *fu-erim* like *amāv-erim*, *fu-erō* like *amāv-erō*. If you know the floor of *amō*, you know these four squares of *sum*.

sum is hidden inside *amō*

And here is something surprising. Look again at the signs of the perfect squares of *amō*:

- square 4: *amāv-***eram**, and *eram* is the imperfect of *sum* (square 2);
- square 9: *amāv-***erō**, and *erō* is the future of *sum* (square 5);
- square 8: *amāv-***erim**, very like *sim*, the present subjunctive of *sum* (square 6);
- the first wall, square 1: *amāv-***issem**, very like *essem* (square 7).

So the perfect squares of every verb are built with the help of *sum*. Learn *sum* well, and the right-hand side of the room becomes easy.

The first wall

Sum has fewer forms on the first wall: it has no gerund and no supine, so those squares stay free. Its infinitive, *esse*, to be, goes on the ceiling in square 10, just like *amāre*.

	10 TO BE esse *the infinite sky: to be*	
1 I WOULD HAVE BEEN fuissem	**2** TO HAVE BEEN fuisse	**3** TO BE ABOUT TO BE futūrus esse fore
4 *free: sum has no gerund*	**5** *free: sum has no supine*	**6** ABOUT TO BE futūrus
7 BE! es! este!	**8** SHALL BE! estō!	**9** *free*

sum on the first wall

sum: the first wall

Sum has no present participle in classical Latin, and no passive, so the second and third walls stay empty for *sum*.

sum as a helper: the passive and the periphrastics

Sum does not only mean "I am". It is also the great helper of every other verb. Take a participle from the first wall of *amō*, put it in front of *sum*, and you have a new set of forms. There are three of these participles, and you already know them all:

- *amāta* or *amātus*, loved (first wall, square 9);
- *amātūra* or *amātūrus*, about to love (first wall, square 6: the tourist and his ants);
- *amanda* or *amandus*, to be loved (first wall, square 9 again).

Each of them can go in front of *sum* in every one of *sum*'s squares. You do not need any new squares for this. You need only the floor of *sum*, which you have just learned, and three words from the first wall.

A woman says *amāta*, a man says *amātus*

These participles are adjectives. They change like *bona, bonus, bonum* from Book Two, to agree with the person they describe. So the form depends on who is speaking:

- *amāta*, ending in **-a**, is the **feminine**. A woman or a girl says *amāta sum*: I (a woman) have been loved.
- *amātus*, ending in **-us**, is the **masculine**. A man or a boy says *amātus sum*: I (a man) have been loved.

In the same way a woman says *amātūra sum* and *amanda sum*, and a man says *amātūrus sum* and *amandus sum*. In the plural, women say *amātae sumus* and men say *amātī sumus*.

When the subject is "I", it is **the speaker** who is a woman or a man. The ending tells you who is talking:

- *amāta sum*: I have been loved (and the speaker is a woman);

- *amātus sum*: I have been loved (and the speaker is a man).

Grammar books almost never show this. They give only *amātus sum*, as if every reader were a man. Half the people who have ever spoken Latin were women, so in the squares below both forms are given, in the same colours as in Book Two:

- **pink is the feminine**: what a woman or a girl says about herself;
- **blue is the masculine**: what a man or a boy says about himself.

The pink form comes first, as the feminine always does in these books. A woman learning Latin should say *amāta sum*, *amātūra sum* and *amanda sum* from the very beginning.

The neuter, *amātum*, is not given a wall of its own, because "I" is always a person. It appears only with things, in the third person: *dōnum amātum est*, the gift has been loved.

The passive: *amāta*, *amātus* and *sum*

You have already met these forms on the second and third walls. Here they are again, standing in *sum*'s own squares, so that you can see where each one comes from. In each square the pink form is what a

woman says, the blue form what a man says:

PINK: FEMININE · a woman says it	BLUE: MASCULINE · a man says it

10

TO HAVE BEEN
loved

amāt**a** esse

amāt**us** esse

third wall, square 2

1 **I HAVE BEEN** ***loved*** amāt**a** sum amāt**us** sum *second wall, square 3*	**2** **I HAD BEEN** ***loved*** amāt**a** eram amāt**us** eram *second wall, square 4*	**3** **I HAVE BEEN** ***loved*** amāt**a** fuī amāt**us** fuī *the same as square 1, less common*
4 **I HAD BEEN** ***loved*** amāt**a** fueram amāt**us** fueram *the same as square 2, less common*	**5** **I SHALL HAVE BEEN** ***loved*** amāt**a** erō amāt**us** erō *second wall, square 9*	**6** **I SHOULD HAVE BEEN** ***loved*** amāt**a** sim amāt**us** sim *second wall, square 8*
7 **I WOULD HAVE BEEN** ***loved*** amāt**a** essem amāt**us** essem *third wall, square 1*	**8** **I SHOULD HAVE BEEN** ***loved*** amāt**a** fuerim amāt**us** fuerim *the same as square 6, less common*	**9** **I SHALL HAVE BEEN** ***loved*** amāt**a** fuerō amāt**us** fuerō *the same as square 5, less common*

āmāta and āmātus in each of sum's squares: the passive

āmāta and āmātus in each of sum's squares

So in square 1, a woman says *amāta sum*, I have been loved; a man says *amātus sum*, I have been loved. The English is the same; only the Latin shows who is speaking.

All the persons

Here are the same squares in full, with every person, singular and plural. In each square the pink column is the feminine and the blue column the masculine. The six lines go in the same order as for *amō*: I, you, he or she; we, you (all), they. The first three are singular, the last three (after the little gap) plural.

PINK: FEMININE · a woman or girl (she · women)		BLUE: MASCULINE · a man or boy (he · men)			
1 I HAVE BEEN *loved* *second wall, square 3*		**2** I HAD BEEN *loved* *second wall, square 4*		**3** I HAVE BEEN *loved* *the same as square 1, less common*	
amāta sum	amātus sum	amāta eram	amātus eram	amāta fuī	amātus fuī
amāta es	amātus es	amāta erās	amātus erās	amāta fuistī	amātus fuistī
amāta est	amātus est	amāta erat	amātus erat	amāta fuit	amātus fuit
amātae sumus	amātī sumus	amātae erāmus	amātī erāmus	amātae fuimus	amātī fuimus
amātae estis	amātī estis	amātae erātis	amātī erātis	amātae fuistis	amātī fuistis
amātae sunt	amātī sunt	amātae erant	amātī erant	amātae fuērunt	amātī fuērunt
4 I HAD BEEN *loved* *the same as square 2, less common*		**5** I SHALL HAVE BEEN *loved* *second wall, square 9*		**6** I SHOULD HAVE BEEN *loved* *second wall, square 8*	
amāta fueram	amātus fueram	amāta erō	amātus erō	amāta sim	amātus sim
amāta fuerās	amātus fuerās	amāta eris	amātus eris	amāta sīs	amātus sīs
amāta fuerat	amātus fuerat	amāta erit	amātus erit	amāta sit	amātus sit
amātae fuerāmus	amātī fuerāmus	amātae erimus	amātī erimus	amātae sīmus	amātī sīmus
amātae fuerātis	amātī fuerātis	amātae eritis	amātī eritis	amātae sītis	amātī sītis
amātae fuerant	amātī fuerant	amātae erunt	amātī erunt	amātae sint	amātī sint
7 I WOULD HAVE BEEN *loved* *third wall, square 1*		**8** I SHOULD HAVE BEEN *loved* *the same as square 6, less common*		**9** I SHALL HAVE BEEN *loved* *the same as square 5, less common*	
amāta essem	amātus essem	amāta fuerim	amātus fuerim	amāta fuerō	amātus fuerō
amāta essēs	amātus essēs	amāta fueris	amātus fueris	amāta fueris	amātus fueris
amāta esset	amātus esset	amāta fuerit	amātus fuerit	amāta fuerit	amātus fuerit
amātae essēmus	amātī essēmus	amātae fuerimus	amātī fuerimus	amātae fuerimus	amātī fuerimus
amātae essētis	amātī essētis	amātae fueritis	amātī fueritis	amātae fueritis	amātī fueritis
amātae essent	amātī essent	amātae fuerint	amātī fuerint	amātae fuerint	amātī fuerint

amāta and amātus with sum, in full: every person, singular and plural

amāta and amātus with sum, in full

The ending of the participle now tells you about whoever the sentence is about, not only the speaker:

- **I**: *amāta sum*, I (a woman) have been loved; *amātus sum*, I (a man) have been loved.
- **you**: *amāta es*, you (a woman) have been loved; *amātus es*, you (a man) have been loved. Here it is the person spoken *to*.
- **he, she**: *amāta est*, **she** has been loved; *amātus est*, **he** has been loved. Here it is the person spoken *about*. (And *amātum est*, **it** has been loved, for a neuter thing.)
- **we**: *amātae sumus*, we (women) have been loved; *amātī sumus*, we (men) have been loved.
- **you (all)**: *amātae estis*, you (women) have been loved; *amātī estis*, you (men) have been loved.
- **they**: *amātae sunt*, they (women) have been loved; *amātī sunt*, they (men) have been loved.

In the plural, *-ae* is a group of women or girls, and *-ī* a group of men or boys. For a mixed group, Latin uses the masculine *-ī*.

Notice that the tense moves. *Sum* in square 1 means "I am", but *amāta sum* or *amātus sum* does not mean "I am loved" (that is *amor*). It means "I have been loved", and it lives on the second wall, in square 3. *Amāta eram* or *amātus eram*, from square 2 of *sum*, means "I had been loved", and it lives in square 4 of the second wall.

The squares that begin with *fu-* (3, 4, 8 and 9) give a second way of saying the same thing: *amāta fuī* means much the same as *amāta sum*, and *amātus fuī* the same as *amātus sum*. The Romans used these less often, but you will meet them in your reading, and now you will recognise them.

The active periphrastic: *amātūra*, *amātūrus* and *sum*

A **periphrastic** form is one made from more than one word. The name is Greek: *peri*, around, and *phrasis*, a way of speaking. The Romans "talked around" the verb, using *sum* to help.

Put *amātūra* or *amātūrus*, about to love, in front of *sum*, and you have the **active periphrastic**: I am about to love, I am going to love, I intend to love. A woman says *amātūra sum*; a man says *amātūrus sum*.

This time the tense does not move. Each form stays in *sum*'s own square, with *sum*'s own tense. Pink again for a woman speaking, blue for a man:

PINK: FEMININE · a woman says it	BLUE: MASCULINE · a man says it

10

TO BE ABOUT TO
love

amātūra esse

amātūrus esse

already on the first wall, square 3: Ārthūr

1 I AM ABOUT TO *love* amātūra sum amātūrus sum	**2** I WAS ABOUT TO *love* amātūra eram amātūrus eram	**3** I HAVE BEEN ABOUT TO *love* amātūra fuī amātūrus fuī
4 I HAD BEEN ABOUT TO *love* amātūra fueram amātūrus fueram	**5** I SHALL BE ABOUT TO *love* amātūra erō amātūrus erō	**6** I MAY BE ABOUT TO *love* amātūra sim amātūrus sim
7 I MIGHT BE ABOUT TO *love* amātūra essem amātūrus essem	**8** I SHOULD HAVE BEEN ABOUT TO *love* amātūra fuerim amātūrus fuerim	**9** I SHALL HAVE BEEN ABOUT TO *love* amātūra fuerō amātūrus fuerō

amātūra and amātūrus in each of sum's squares: about to love

amātūra and amātūrus in each of sum's squares

Square 2: a woman says *amātūra eram*, I was about to love; a man says *amātūrus eram*, I was about to love.

And in full, every person, singular and plural (pink feminine, blue masculine, in the same order as before):

PINK: FEMININE · a woman or girl (she · women)	BLUE: MASCULINE · a man or boy (he · men)
1 I AM ABOUT TO *love*	
amātūra sum	amātūrus sum
amātūra es	amātūrus es
amātūra est	amātūrus est
amātūrae sumus	amātūrī sumus
amātūrae estis	amātūrī estis
amātūrae sunt	amātūrī sunt
2 I WAS ABOUT TO *love*	
amātūra eram	amātūrus eram
amātūra erās	amātūrus erās
amātūra erat	amātūrus erat
amātūrae erāmus	amātūrī erāmus
amātūrae erātis	amātūrī erātis
amātūrae erant	amātūrī erant
3 I HAVE BEEN ABOUT TO *love*	
amātūra fuī	amātūrus fuī
amātūra fuistī	amātūrus fuistī
amātūra fuit	amātūrus fuit
amātūrae fuimus	amātūrī fuimus
amātūrae fuistis	amātūrī fuistis
amātūrae fuērunt	amātūrī fuērunt
4 I HAD BEEN ABOUT TO *love*	
amātūra fueram	amātūrus fueram
amātūra fuerās	amātūrus fuerās
amātūra fuerat	amātūrus fuerat
amātūrae fuerāmus	amātūrī fuerāmus
amātūrae fuerātis	amātūrī fuerātis
amātūrae fuerant	amātūrī fuerant
5 I SHALL BE ABOUT TO *love*	
amātūra erō	amātūrus erō
amātūra eris	amātūrus eris
amātūra erit	amātūrus erit
amātūrae erimus	amātūrī erimus
amātūrae eritis	amātūrī eritis
amātūrae erunt	amātūrī erunt
6 I MAY BE ABOUT TO *love*	
amātūra sim	amātūrus sim
amātūra sīs	amātūrus sīs
amātūra sit	amātūrus sit
amātūrae sīmus	amātūrī sīmus
amātūrae sītis	amātūrī sītis
amātūrae sint	amātūrī sint
7 I MIGHT BE ABOUT TO *love*	
amātūra essem	amātūrus essem
amātūra essēs	amātūrus essēs
amātūra esset	amātūrus esset
amātūrae essēmus	amātūrī essēmus
amātūrae essētis	amātūrī essētis
amātūrae essent	amātūrī essent
8 I SHOULD HAVE BEEN ABOUT TO *love*	
amātūra fuerim	amātūrus fuerim
amātūra fueris	amātūrus fueris
amātūra fuerit	amātūrus fuerit
amātūrae fuerimus	amātūrī fuerimus
amātūrae fueritis	amātūrī fueritis
amātūrae fuerint	amātūrī fuerint
9 I SHALL HAVE BEEN ABOUT TO *love*	
amātūra fuerō	amātūrus fuerō
amātūra fueris	amātūrus fueris
amātūra fuerit	amātūrus fuerit
amātūrae fuerimus	amātūrī fuerimus
amātūrae fueritis	amātūrī fueritis
amātūrae fuerint	amātūrī fuerint

amātūra and amātūrus with sum, in full: every person, singular and plural

amātūra and amātūrus with sum, in full

So *amātūra est*, **she** is about to love; *amātūrus est*, **he** is about to love; *amātūrae sumus*, we (women) are about to love; *amātūrī sumus*, we (men, or a mixed group) are about to love.

The most famous future participle in Latin is the greeting of the gladiators to the emperor, as Suetonius tells it: *avē, imperātor, moritūrī tē salūtant*, hail, emperor, those who are about to die salute you. *Moritūrī* is the future participle of *morior*, I die.

English has kept this ending too. **Future** is *futūrus*, about to be, from *sum* itself (first wall, square 6). **Adventure** is the later Latin *adventūra*, the things about to arrive. And **nature** (*nātūra*) and **picture** (*pictūra*, from *pingō*, I paint) are Latin nouns built in the same way.

The passive periphrastic: *amanda*, *amandus* and *sum*

Put *amanda* or *amandus*, to be loved, in front of *sum*, and you have the **passive periphrastic**: I am to be loved, I must be loved, I ought to be loved. A woman says *amanda sum*; a man says *amandus sum*. Again the tense does not move: each form stays in *sum*'s own square. Pink

for a woman speaking, blue for a man:

PINK: FEMININE · a woman says it	BLUE: MASCULINE · a man says it

10

TO HAVE TO BE
loved

amanda esse

amandus esse

the infinite sky:
to have to be loved

1 I MUST BE · I AM TO BE *loved* amanda sum amandus sum	**2** I WAS TO BE *loved* amanda eram amandus eram	**3** I HAVE HAD TO BE *loved* amanda fuī amandus fuī
4 I HAD HAD TO BE *loved* amanda fueram amandus fueram	**5** I SHALL HAVE TO BE *loved* amanda erō amandus erō	**6** I MAY HAVE TO BE *loved* amanda sim amandus sim
7 I MIGHT HAVE TO BE *loved* amanda essem amandus essem	**8** I SHOULD HAVE HAD TO BE *loved* amanda fuerim amandus fuerim	**9** I SHALL HAVE HAD TO BE *loved* amanda fuerō amandus fuerō

amanda and amandus in each of sum's squares: must be loved

amanda and amandus in each of sum's squares

Square 5: a woman says *amanda erō*, I shall have to be loved; a man says *amandus erō*, I shall have to be loved.

And in full, every person, singular and plural:

PINK: FEMININE · a woman or girl (she · women)	BLUE: MASCULINE · a man or boy (he · men)
1 I MUST BE · I AM TO BE *loved*	
amanda sum	amandus sum
amanda es	amandus es
amanda est	amandus est
amandae sumus	amandī sumus
amandae estis	amandī estis
amandae sunt	amandī sunt
2 I WAS TO BE *loved*	
amanda eram	amandus eram
amanda erās	amandus erās
amanda erat	amandus erat
amandae erāmus	amandī erāmus
amandae erātis	amandī erātis
amandae erant	amandī erant
3 I HAVE HAD TO BE *loved*	
amanda fuī	amandus fuī
amanda fuistī	amandus fuistī
amanda fuit	amandus fuit
amandae fuimus	amandī fuimus
amandae fuistis	amandī fuistis
amandae fuērunt	amandī fuērunt
4 I HAD HAD TO BE *loved*	
amanda fueram	amandus fueram
amanda fuerās	amandus fuerās
amanda fuerat	amandus fuerat
amandae fuerāmus	amandī fuerāmus
amandae fuerātis	amandī fuerātis
amandae fuerant	amandī fuerant
5 I SHALL HAVE TO BE *loved*	
amanda erō	amandus erō
amanda eris	amandus eris
amanda erit	amandus erit
amandae erimus	amandī erimus
amandae eritis	amandī eritis
amandae erunt	amandī erunt
6 I MAY HAVE TO BE *loved*	
amanda sim	amandus sim
amanda sīs	amandus sīs
amanda sit	amandus sit
amandae sīmus	amandī sīmus
amandae sītis	amandī sītis
amandae sint	amandī sint
7 I MIGHT HAVE TO BE *loved*	
amanda essem	amandus essem
amanda essēs	amandus essēs
amanda esset	amandus esset
amandae essēmus	amandī essēmus
amandae essētis	amandī essētis
amandae essent	amandī essent
8 I SHOULD HAVE HAD TO BE *loved*	
amanda fuerim	amandus fuerim
amanda fueris	amandus fueris
amanda fuerit	amandus fuerit
amandae fuerimus	amandī fuerimus
amandae fueritis	amandī fueritis
amandae fuerint	amandī fuerint
9 I SHALL HAVE HAD TO BE *loved*	
amanda fuerō	amandus fuerō
amanda fueris	amandus fueris
amanda fuerit	amandus fuerit
amandae fuerimus	amandī fuerimus
amandae fueritis	amandī fueritis
amandae fuerint	amandī fuerint

amanda and amandus with sum, in full: every person, singular and plural

amanda and amandus with sum, in full

So *amanda est*, **she** must be loved; *amandus est*, **he** must be loved; *amandae sunt*, they (women) must be loved; *amandī sunt*, they (men, or a mixed group) must be loved.

The most famous example is the sentence with which Cato the Elder is said to have ended every speech in the Roman senate, whatever the subject: *Carthāgō dēlenda est*, Carthage must be destroyed. *Dēlenda* is feminine because *Carthāgō* is feminine.

The person who must do the thing goes in the dative: *Carthāgō nōbīs dēlenda est*, Carthage must be destroyed by us, we must destroy Carthage. And the neuter, *amandum est*, with nobody as its subject,

simply means "one must love", "there must be loving": *mihi amandum est*, I must love.

English is full of these forms too. An **agenda** is a list of things to be done (*agō*, I do). A **memorandum** is a thing to be remembered, an **addendum** a thing to be added, a **referendum** a question to be referred to the people. And the girl's name **Amanda** is simply *amanda*: she who must be loved.

The compounds of *sum*

Put a little word in front of *sum*, and you have a new verb. *Ab*, away, and *sum* make *absum*, I am away. *Ad*, at or near, and *sum* make *adsum*, I am here. The Romans made a whole family of verbs like this, and they are all very common.

The good news is that you already know them. The little word stays the same, and the rest is simply *sum*, square for square: *absum* in square 1, *aberam* in square 2, *āfuī* in square 3, and so on. If you know *sum*, you know them all.

Only the first person

For these verbs we give only the first person, "I", in each square. You do not need more. Every other person follows *sum* exactly, and you can work it out yourself: if *sum, es, est* is square 1 of *sum*, then square 1 of *absum* is *absum, abes, abest*, and of *adsum*, *adsum, ades, adest*.

If you ever want to see every form written out in full, any Latin grammar book has them, and you can find dozens of old ones free on the internet, on Google Books and elsewhere. They lay out all the paradigms in full. We do not need them here. For memorising, all you need is the first person and its square; the rest follows by itself.

In each square below, the little word in front is in **maroon**, and the part that is *sum* is in **green**. The infinitive goes on the ceiling, in square 10, as before.

possum, I can

Possum is the most important of them, and the only one with a few surprises. It is *pot-* (able) and *sum*: "I am able". Before an *s*, the *t* turns into an *s*: *pot-sum* becomes *pos-sum*, *pot-sim* becomes *pos-sim*. Before a vowel it stays *pot-*: *pot-eram*, *pot-erō*.

possum, posse, potuī: I can, I am able		
	10 **posse** *to be able*	
1 **possum** *I can, I am able*	**2** **poteram** *I could, I was able*	**3** **potuī** *I have been able*
4 **potueram** *I had been able*	**5** **poterō** *I shall be able*	**6** **possim** *I may be able*
7 **possem** *I might be able*	**8** **potuerim** *I should have been able*	**9** **potuerō** *I shall have been able*

possum in the squares: the first person

possum in the squares

Three things to notice:

- square 7 is *possem*, not "potessem", and the infinitive in square 10 is *posse*, not "potesse";
- the perfect squares (3, 4, 8 and 9) are not built on *fu-* but on *potu-*: *potuī*, *potueram*, *potuerim*, *potuerō*. They are shown in black for that reason. After *potu-*, they go exactly like *fuī*, *fueram*, *fuerim*, *fuerō*;
- *possum* has no future participle and no imperative, so it has no first wall of its own.

English has kept *possum* in **possible** and, through *potēns*, able, in **potent** and **potential**.

The others: a little word and *sum*

The rest are regular. Here they are, each with its little word, its meaning, and its squares.

absum, I am away, I am absent. Before *f*, *ab* becomes *ā*: *āfuī*, not "abfuī".

absum, abesse, āfuī: I am away, I am absent		
	10 **abesse** *to be away*	
1 **absum** *I am away*	**2** **aberam** *I was away*	**3** **āfuī** *I have been away*
4 **āfueram** *I had been away*	**5** **aberō** *I shall be away*	**6** **absim** *I may be away*
7 **abessem** *I might be away*	**8** **āfuerim** *I should have been away*	**9** **āfuerō** *I shall have been away*

absum in the squares: the first person

absum in the squares

adsum, I am here, I am present. This is what a Roman pupil answered when the roll was called: *adsum*, here! The perfect is also spelled *affuī*.

adsum, adesse, adfuī: I am here, I am present		
	10 **adesse** *to be here*	
1 **adsum** *I am here*	**2** **aderam** *I was here*	**3** **adfuī** *I have been here*
4 **adfueram** *I had been here*	**5** **aderō** *I shall be here*	**6** **adsim** *I may be here*
7 **adessem** *I might be here*	**8** **adfuerim** *I should have been here*	**9** **adfuerō** *I shall have been here*

adsum in the squares: the first person

adsum in the squares

dēsum, I am lacking, I fail. Note the two *e*'s that meet in *dēesse* and *dēeram*.

dēsum, dēesse, dēfuī: I am lacking, I fail		
	10 **dē**esse *to be lacking*	
1 **dē**sum *I am lacking*	**2** **dē**eram *I was lacking*	**3** **dē**fuī *I have been lacking*
4 **dē**fueram *I had been lacking*	**5** **dē**erō *I shall be lacking*	**6** **dē**sim *I may be lacking*
7 **dē**essem *I might be lacking*	**8** **dē**fuerim *I should have been lacking*	**9** **dē**fuerō *I shall have been lacking*

dēsum in the squares: the first person

desum in the squares

īnsum, I am in, I am inside. The *i* is long before *s* and *f* (*īnsum*, *īnfuī*), short before a vowel (*inesse*, *ineram*).

īnsum, inesse, īnfuī: I am in, I am inside		
	10 **in**esse *to be in*	
1 **īn**sum *I am in*	**2** **in**eram *I was in*	**3** **īn**fuī *I have been in*
4 **īn**fueram *I had been in*	**5** **in**erō *I shall be in*	**6** **īn**sim *I may be in*
7 **in**essem *I might be in*	**8** **īn**fuerim *I should have been in*	**9** **īn**fuerō *I shall have been in*

īnsum in the squares: the first person

insum in the squares

intersum, I am between, I am present at, I take part in. Its third person, *interest*, means "it matters", "it makes a difference", and gives us the English word **interest**.

intersum, interesse, interfuī: I am between, I take part		
	10 **interesse** *to be between*	
1 **intersum** *I am between*	**2** **intereram** *I was between*	**3** **interfuī** *I have been between*
4 **interfueram** *I had been between*	**5** **intererō** *I shall be between*	**6** **intersim** *I may be between*
7 **interessem** *I might be between*	**8** **interfuerim** *I should have been between*	**9** **interfuerō** *I shall have been between*

intersum in the squares: the first person

intersum in the squares

obsum, I am in the way, I do harm.

obsum, obesse, obfuī: I am in the way, I do harm		
	10 **ob**esse *to be in the way*	
1 **ob**sum *I am in the way*	**2** **ob**eram *I was in the way*	**3** **ob**fuī *I have been in the way*
4 **ob**fueram *I had been in the way*	**5** **ob**erō *I shall be in the way*	**6** **ob**sim *I may be in the way*
7 **ob**essem *I might be in the way*	**8** **ob**fuerim *I should have been in the way*	**9** **ob**fuerō *I shall have been in the way*

obsum in the squares: the first person

obsum in the squares

praesum, I am in front, I am in charge of. Note the two vowels in *praeesse*.

praesum, praeesse, praefuī: I am in front, I am in charge		
	10 **praeesse** *to be in charge*	
1 **praesum** *I am in charge*	**2** **praeeram** *I was in charge*	**3** **praefuī** *I have been in charge*
4 **praefueram** *I had been in charge*	**5** **praeerō** *I shall be in charge*	**6** **praesim** *I may be in charge*
7 **praeessem** *I might be in charge*	**8** **praefuerim** *I should have been in charge*	**9** **praefuerō** *I shall have been in charge*

praesum in the squares: the first person

praesum in the squares

prōsum, I am useful, I do good. Before a vowel, *prō* becomes *prōd-*: *prōdesse*, *prōderam*, *prōderō*, *prōdessem*. Before *s* and *f* it stays *prō-*: *prōsum*, *prōsim*, *prōfuī*.

prōsum, prōdesse, prōfuī: I am useful, I do good		
	10 **prōd**esse *to be useful*	
1 **prō**sum *I am useful*	**2** **prōd**eram *I was useful*	**3** **prō**fuī *I have been useful*
4 **prō**fueram *I had been useful*	**5** **prōd**erō *I shall be useful*	**6** **prō**sim *I may be useful*
7 **prōd**essem *I might be useful*	**8** **prō**fuerim *I should have been useful*	**9** **prō**fuerō *I shall have been useful*

prōsum in the squares: the first person

prosum in the squares

subsum, I am under, I am close at hand. It has no perfect, so its perfect squares are free.

subsum, subesse: I am under, I am close at hand		
	10 **subesse** *to be under*	
1 **subsum** *I am under*	**2** **suberam** *I was under*	**3** *free*
4 *free*	**5** **suberō** *I shall be under*	**6** **subsim** *I may be under*
7 **subessem** *I might be under*	**8** *free*	**9** *free*

subsum in the squares: the first person

subsum in the squares

supersum, I am left over, I survive.

supersum, superesse, superfuī: I am left over, I survive		
	10 **super**esse *to be left over*	
1 **super**sum *I am left over*	**2** **super**eram *I was left over*	**3** **super**fuī *I have been left over*
4 **super**fueram *I had been left over*	**5** **super**erō *I shall be left over*	**6** **super**sim *I may be left over*
7 **super**essem *I might be left over*	**8** **super**fuerim *I should have been left over*	**9** **super**fuerō *I shall have been left over*

supersum in the squares: the first person

supersum in the squares

Two participles: absent and present

Sum itself has no present participle, but two of its compounds do: *absēns*, being away, and *praesēns*, being in front, being at hand. They are the English words **absent** and **present**. Every time you say a pupil is present or absent, you are speaking the Latin of these squares.

What comes next

After the family of *sum* come the other irregular verbs: *eō* (I go), *volō* (I want), *nōlō* (I do not want), *mālō* (I prefer), *ferō* (I carry) and *fīō* (I become). Each goes into the same squares.

The other irregular verbs

After *sum* and its family come six more irregular verbs. They are among the most common words in Latin, and you will meet them on almost every page you read:

- *eō*, I go;
- *volō*, I want;
- *nōlō*, I do not want;
- *mālō*, I prefer;
- *ferō*, I carry;
- *fīō*, I become.

They all go into the same squares as *amō* and *sum*. Every tense keeps its place: the present in square 1, the imperfect in square 2, and so on, with the infinitive on the ceiling in square 10.

For each verb we first give the squares with the first person only, just as for the compounds of *sum*. That is what you memorise. Then we give the floor filled in with every person. We give these in full here, unlike the compounds, because these verbs are irregular in some of their persons, and those are exactly the forms you need to see. But look at the endings in maroon: they are the same six endings as for *amō*, in every square. Only the beginnings change, and usually only in square 1.

The green squares, as before, are the diagonal 1, 5 and 9.

eō, I go

eō, īre, iī, itum: I go		
	10 īre *to go*	
1 eō *I do go*	**2** ībam *I did go*	**3** iī *I have gone*
4 ieram *I had gone*	**5** ībō *I will go*	**6** eam *I may go*
7 īrem *I might go*	**8** ierim *I should have gone*	**9** ierō *I shall have gone*

eō in the squares: the first person

eō in the squares

Eō is very short, and that is what makes it look strange. The stem is just *i-*, I go. Before a vowel, *i* becomes *e*: *eō*, *eunt*, *eam*. Before a consonant it stays *ī*: *īs*, *it*, *ībam*, *ībō*, *īre*. That one rule gives you almost the whole verb.

1 I DO *go* *present* eō īs it īmus ītis eunt	**2** I DID *go* *imperfect* ībam ībās ībat ībāmus ībātis ībant	**3** I HAVE *gone* *perfect* iī īstī iit iimus īstis iērunt
4 I HAD *gone* *pluperfect* ieram ierās ierat ierāmus ierātis ierant	**5** I WILL *go* *future* ībō ībis ībit ībimus ībitis ībunt	**6** I MAY *go* *present subjunctive* eam eās eat eāmus eātis eant
7 I MIGHT *go* *imperfect subjunctive* īrem īrēs īret īrēmus īrētis īrent	**8** I SHOULD HAVE *gone* *perfect subjunctive* ierim ieris ierit ierimus ieritis ierint	**9** I SHALL HAVE *gone* *future perfect* ierō ieris ierit ierimus ieritis ierint

the floor, filled in: eō, every tense, every person

eō: the floor, filled in

Things to notice:

- the future, square 5, is *ībō*, *ībis*, *ībit*, with the *-b-* of *amābō*;

- the perfect, square 3, is *iī*, often shortened: *īstī*, *īstis*. You will also meet the longer form *īvī*;
- on the first wall: the infinitive *īre* (square 10), the present participle *iēns* (going, genitive *euntis*), the future participle *itūrus* (about to go), and the commands *ī!*, go!, and *īte!*, go (all of you)!

English has kept *eō* in many words through its compounds: **exit** (*exit*, he goes out), **transit** (*trānsit*, he goes across), **ambition** (*ambītiō*, going around for votes), and **initial** (from *ineō*, I go in, I begin).

The compounds of *eō* go exactly like *eō*, with a little word in front, just as the compounds of *sum* go like *sum*: *abeō*, I go away; *adeō*, I go to; *exeō*, I go out; *ineō*, I go in; *redeō*, I go back; *trānseō*, I go across; *pereō*, I perish (I go through, I am lost). As before, the first person and the squares are all you need; the rest follows *eō*.

volō, I want

volō, velle, voluī: I want, I wish		
	10 vell**e** *to want*	
1 vol**ō** *I do want*	**2** volēba**m** *I did want*	**3** volu**ī** *I have wanted*
4 voluera**m** *I had wanted*	**5** vola**m** *I will want*	**6** veli**m** *I may want*
7 velle**m** *I might want*	**8** volueri**m** *I should have wanted*	**9** voluer**ō** *I shall have wanted*

volō in the squares: the first person

volō in the squares

Volō has two stems: *vol-* and *vel-*. Square 1 is the irregular one: *volō, vīs, vult*. The subjunctive squares, 6 and 7, and the infinitive in square 10 use *vel-*: *velim*, *vellem*, *velle*. Everything else is regular, with the six endings you already know.

1 I DO *want* *present* volō vīs vult volumus vultis volunt	**2** I DID *want* *imperfect* volēbam volēbās volēbat volēbāmus volēbātis volēbant	**3** I HAVE *wanted* *perfect* voluī voluistī voluit voluimus voluistis voluērunt
4 I HAD *wanted* *pluperfect* volueram voluerās voluerat voluerāmus voluerātis voluerant	**5** I WILL *want* *future* volam volēs volet volēmus volētis volent	**6** I MAY *want* *present subjunctive* velim velīs velit velīmus velītis velint
7 I MIGHT *want* *imperfect subjunctive* vellem vellēs vellet vellēmus vellētis vellent	**8** I SHOULD HAVE *wanted* *perfect subjunctive* voluerim volueris voluerit voluerimus volueritis voluerint	**9** I SHALL HAVE *wanted* *future perfect* voluerō volueris voluerit voluerimus volueritis voluerint

the floor, filled in: volō, every tense, every person

volō: the floor, filled in

Things to notice:

- *vīs*, you want, is very short; *vult* (also spelled *volt*) is he or she wants;

- the future, square 5, is *volam, volēs, volet*, with *-am* in the first person and *-ē-* after it;
- square 7 and square 10 double the *l*: *vellem*, *velle*;
- *volō* has a present participle, *volēns*, willing, but no commands.

English has kept *volō* in **voluntary** and **volition**, and *velle* in **velleity**, a wish too weak to act on.

nōlō, I do not want

nōlō, nōlle, nōluī: I do not want, I am unwilling

	10 nōll**e** *to not want*	
1 nōl**ō** *I do not want*	**2** nōlēba**m** *I did not want*	**3** nōlu**ī** *I have not wanted*
4 nōluera**m** *I had not wanted*	**5** nōla**m** *I will not want*	**6** nōli**m** *I may not want*
7 nōlle**m** *I might not want*	**8** nōlueri**m** *I should have not wanted*	**9** nōluer**ō** *I shall have not wanted*

nōlō in the squares: the first person

nōlō in the squares

Nōlō is simply *nē* (not) and *volō*: "I do not want". Where *volō* begins with *vol-* or *vel-*, *nōlō* begins with *nōl-*. Where *volō* begins with *v* and no *ol* (*vīs*, *vult*, *vultis*), *nōlō* just says *nōn* in front: *nōn vīs*, *nōn vult*, *nōn vultis*.

1 I DO *not want* *present* nōl**ō** nōn vī**s** nōn vul**t** nōlu**mus** nōn vul**tis** nōlu**nt**	**2** I DID *not want* *imperfect* nōlēba**m** nōlēbā**s** nōlēba**t** nōlēbā**mus** nōlēbā**tis** nōlēba**nt**	**3** I HAVE *not wanted* *perfect* nōluī nōlu**istī** nōlui**t** nōlui**mus** nōlu**istis** nōlu**ērunt**
4 I HAD *not wanted* *pluperfect* nōluera**m** nōluerā**s** nōluera**t** nōluerā**mus** nōluerā**tis** nōluera**nt**	**5** I WILL *not want* *future* nōla**m** nōlē**s** nōle**t** nōlē**mus** nōlē**tis** nōle**nt**	**6** I MAY *not want* *present subjunctive* nōli**m** nōlī**s** nōli**t** nōlī**mus** nōlī**tis** nōli**nt**
7 I MIGHT *not want* *imperfect subjunctive* nōlle**m** nōllē**s** nōlle**t** nōllē**mus** nōllē**tis** nōlle**nt**	**8** I SHOULD HAVE *not wanted* *perfect subjunctive* nōlueri**m** nōlueri**s** nōlueri**t** nōlueri**mus** nōlueri**tis** nōlueri**nt**	**9** I SHALL HAVE *not wanted* *future perfect* nōluerō nōlueri**s** nōlueri**t** nōlueri**mus** nōlueri**tis** nōlueri**nt**

the floor, filled in: nōlō, every tense, every person

nōlō: the floor, filled in

Nōlō has one form that *volō* does not: a command. *Nōlī!* and *nōlīte!* mean "do not want to", and with an infinitive they make the usual Latin way of saying "don't!": *nōlī mē tangere*, do not touch me; *nōlīte timēre*, do not be afraid.

mālō, I prefer

mālō, mālle, māluī: I prefer, I would rather

	10 mālle *to prefer*	
1 mālō *I do prefer*	**2** mālēbam *I did prefer*	**3** māluī *I have preferred*
4 māluerам *I had preferred*	**5** mālam *I will prefer*	**6** mālim *I may prefer*
7 mālleм *I might prefer*	**8** mālueriм *I should have preferred*	**9** māluerō *I shall have preferred*

mālō in the squares: the first person

mālō in the squares

Mālō is *magis* (more) and *volō*: "I want more", I would rather, I prefer. Where *volō* has *vol-* or *vel-*, *mālō* has *māl-*. Where *volō* has *v* alone, *mālō* has *māv-*: *māvīs*, *māvult*, *māvultis*.

1 I DO *prefer* *present*	2 I DID *prefer* *imperfect*	3 I HAVE *preferred* *perfect*
mālō	mālēbam	māluī
māvīs	mālēbās	māluistī
māvult	mālēbat	māluit
mālumus	mālēbāmus	māluimus
māvultis	mālēbātis	māluistis
mālunt	mālēbant	māluērunt
4 I HAD *preferred* *pluperfect*	**5 I WILL *prefer*** *future*	**6 I MAY *prefer*** *present subjunctive*
mālueram	mālam	mālim
māluerās	mālēs	mālīs
māluerat	mālet	mālit
māluerāmus	mālēmus	mālīmus
māluerātis	mālētis	mālītis
māluerant	mālent	mālint
7 I MIGHT *prefer* *imperfect subjunctive*	**8 I SHOULD HAVE *preferred*** *perfect subjunctive*	**9 I SHALL HAVE *preferred*** *future perfect*
māllem	māluerim	māluerō
māllēs	māluerīs	māluerīs
māllet	māluerit	māluerit
māllēmus	māluerimus	māluerimus
māllētis	māluerītis	māluerītis
māllent	māluerint	māluerint

the floor, filled in: mālō, every tense, every person

mālō: the floor, filled in

So *volō*, *nōlō* and *mālō* are one verb with three beginnings. Learn *volō*, and you have the other two by changing the front.

ferō, I carry

ferō, ferre, tulī, lātum: I carry, I bring, I bear		
	10 ferre *to carry*	
1 ferō *I do carry*	**2** ferēbam *I did carry*	**3** tulī *I have carried*
4 tuleram *I had carried*	**5** feram *I will carry*	**6** feram *I may carry*
7 ferrem *I might carry*	**8** tulerim *I should have carried*	**9** tulerō *I shall have carried*

ferō in the squares: the first person

ferō in the squares

Ferō has three stems, and they are three quite different words:

- *fer-* for squares 1, 2, 5, 6, 7 and 10: I carry;
- *tul-* for the perfect squares, 3, 4, 8 and 9: I carried, I have carried;
- *lāt-* for the participle, *lātus*, carried, and the supine *lātum*.

The Romans took *tulī* and *lātum* from another, older verb, a relative of *tollō*, I lift, much as English took *went* from *wend* and uses it as the past of *go*.

1	2	3
I DO *carry* *present*	I DID *carry* *imperfect*	I HAVE *carried* *perfect*
ferō	ferēbam	tulī
fers	ferēbās	tulistī
fert	ferēbat	tulit
ferimus	ferēbāmus	tulimus
fertis	ferēbātis	tulistis
ferunt	ferēbant	tulērunt
4	**5**	**6**
I HAD *carried* *pluperfect*	I WILL *carry* *future*	I MAY *carry* *present subjunctive*
tuleram	feram	feram
tulerās	ferēs	ferās
tulerat	feret	ferat
tulerāmus	ferēmus	ferāmus
tulerātis	ferētis	ferātis
tulerant	ferent	ferant
7	**8**	**9**
I MIGHT *carry* *imperfect subjunctive*	I SHOULD HAVE *carried* *perfect subjunctive*	I SHALL HAVE *carried* *future perfect*
ferrem	tulerim	tulerō
ferrēs	tuleris	tuleris
ferret	tulerit	tulerit
ferrēmus	tulerimus	tulerimus
ferrētis	tuleritis	tuleritis
ferrent	tulerint	tulerint

the floor, filled in: ferō, every tense, every person

ferō: the floor, filled in

Things to notice:

- in square 1 the vowel drops out between the stem and the ending in three persons: *fers*, *fert*, *fertis* (not "feris", "ferit", "feritis");
- square 7 and square 10 have a double *r*: *ferrem*, *ferre*;

- squares 5 and 6 both begin with *feram*, but then go their own ways: *ferēs* (future) and *ferās* (subjunctive);
- the command is short too: *fer!*, carry!, and *ferte!*, carry (all of you)!;
- *ferō* has a passive: *feror*, *ferris*, *fertur*, and the passive infinitive *ferrī*. It goes on the second wall, square for square, like the passive of *amō*.

The compounds of *ferō* are everywhere, and so are their English children: *afferō*, I bring to; *auferō*, I carry away; *cōnferō*, I bring together (**confer**); *differō*, I carry apart (**differ**); *īnferō*, I bring in (**infer**); *offerō*, I bring before (**offer**); *referō*, I bring back (**refer**); *trānsferō*, I carry across (**transfer**). And from *lātum*: **relation**, **translation**, **collate**. Only the first person and the squares are needed; the rest follows *ferō*.

fīō, I become

fīō, fierī, factus sum: I become, I am made		
	10 fierī *to become, to be made*	
1 fīō *I do become*	**2** fīēbam *I did become*	**3** facta sum / factus sum *I have become*
4 facta eram / factus eram *I had become*	**5** fīam *I will become*	**6** fīam *I may become*
7 fierem *I might become*	**8** facta sim / factus sim *I should have become*	**9** facta erō / factus erō *I shall have become*

fīō in the squares: the first person

fīō in the squares

Fīō means "I become", and it also means "I am made", "I am done". It serves as the passive of *faciō*, I make, I do: *faciō*, I make; *fīō*, I am made.

Its own stem, *fī-*, is used only for the squares that are not perfect: 1, 2, 5, 6 and 7, and the infinitive *fierī* in square 10. For the perfect squares it borrows the participle of *faciō*, *factus*, with *sum*, exactly as the

passive of *amō* uses *amātus* with *sum*. So here, as on the passive walls, a woman says *facta sum*, I have become (pink), and a man *factus sum* (blue).

1 I DO *become* *present*	2 I DID *become* *imperfect*	3 I HAVE *become* *perfect*
fīō fīs fit fīmus fītis fīunt	fīēbam fīēbās fīēbat fīēbāmus fīēbātis fīēbant	facta sum · factus sum facta es · factus es facta est · factus est factae sumus · factī sumus factae estis · factī estis factae sunt · factī sunt
4 I HAD *become* *pluperfect*	**5** I WILL *become* *future*	**6** I MAY *become* *present subjunctive*
facta eram · factus eram facta erās · factus erās facta erat · factus erat factae erāmus · factī erāmus factae erātis · factī erātis factae erant · factī erant	fīam fīēs fīet fīēmus fīētis fient	fīam fīās fīat fīāmus fīātis fīant
7 I MIGHT *become* *imperfect subjunctive*	**8** I SHOULD HAVE *become* *perfect subjunctive*	**9** I SHALL HAVE *become* *future perfect*
fierem fierēs fieret fierēmus fierētis fierent	facta sim · factus sim facta sīs · factus sīs facta sit · factus sit factae sīmus · factī sīmus factae sītis · factī sītis factae sint · factī sint	facta erō · factus erō facta eris · factus eris facta erit · factus erit factae erimus · factī erimus factae eritis · factī eritis factae erunt · factī erunt

the floor, filled in: fīō, every tense, every person (feminine · masculine in the perfect squares)

fīō: the floor, filled in

Things to notice:

- the *ī* is long everywhere except before *-er* and in *fit*: *fīō*, *fīs*, but *fit*, *fierem*, *fierī*;

- squares 5 and 6 both begin with *fiam*, as with *ferō*: *fiēs* (future) and *fiās* (subjunctive);
- the famous words of creation in the Latin Bible are *fiat lūx*, let there be light, "let light become": square 6.

What comes next

That completes the irregular verbs. Next come the other conjugations: *moneō* (I warn), *regō* (I rule), *capiō* (I take) and *audiō* (I hear). Each goes into the same squares as *amō*, and you will find that you already know most of them.

The second conjugation: *moneō*, I warn

The same room, a new verb

Moneō goes into exactly the same squares as *amō*. Every tense keeps its place, on the floor and on the three walls, and every square has the same six personal endings. What changes is only the part between the stem and the ending.

The dictionary gives four forms: *moneō*, *monēre*, *monuī*, *monitum*. You know where they live:

- *moneō*, I warn: square 1 on the floor;
- *monēre*, to warn: square 10, on the ceiling;
- *monuī*, I have warned: square 3 on the floor;
- *monitum*, to warn (the supine): square 5 on the first wall.

Look at square 10. *Amāre* ends in *-āre*; *monēre* ends in *-ēre*. That long *ē* is the mark of the **second conjugation**, just as the long *ā* is the mark of the first. The ceiling tells you which family a verb belongs to.

No new memory sentences

From here on there are no new memory sentences. With *amō* you have learned what each square means: square 2 is "I did", square 5 is "I will", square 9 is "I shall have", and so on. That is the real work, and it is done. A new verb is only a new set of forms to put into squares you already know. If you ever want a hook for a particular form, you know how to make one for yourself.

The floor

1 I DO *warn* mon**eō**	**2** I DID *warn* mon**ēbam**	**3** I HAVE *warned* mon**uī**
4 I HAD *warned* mon**ueram**	**5** I WILL *warn* mon**ēbō**	**6** I MAY *warn* mon**eam**
7 I MIGHT, I COULD *warn* mon**ērem**	**8** I SHOULD HAVE *warned* mon**uerim**	**9** I SHALL HAVE *warned* mon**uerō**

the floor: moneō, the nine tenses

moneō: the floor

Put it beside *amō*, square by square:

- squares 2, 5 and 7: where *amō* has *ā*, *moneō* has *ē*: *amābam*, *monēbam*; *amābō*, *monēbō*; *amārem*, *monērem*. The endings are the same, so the hooks you learned for *amō* still work: the bum in square 2, "about" in square 5, the harem in square 7;
- square 1: *moneō* keeps its *e*: *mone-ō*, where *amō* lost its *a*;

- square 6: *moneam*, with *-eam*, where *amō* has *amem*;
- squares 3, 4, 8 and 9: the perfect stem is *monu-*: *monuī*, *monueram*, *monuerim*, *monuerō*. After *monu-*, they go exactly like *amāv-*: *-ī*, *-eram*, *-erim*, *-erō*.

The floor, filled in

The six endings are the same as for *amō*: *-ō* or *-m*, *-s*, *-t*, *-mus*, *-tis*, *-nt*, with the perfect endings in square 3. Here is every person, with the tense sign in green and the ending in maroon:

1 I DO *warn* *present* moneō monēs monet monēmus monētis monent	**2** I DID *warn* *imperfect* monēbam monēbās monēbat monēbāmus monēbātis monēbant	**3** I HAVE *warned* *perfect* monuī monuistī monuit monuimus monuistis monuērunt
4 I HAD *warned* *pluperfect* monueram monuerās monuerat monuerāmus monuerātis monuerant	**5** I WILL *warn* *future* monēbō monēbis monēbit monēbimus monēbitis monēbunt	**6** I MAY *warn* *present subjunctive* moneam moneās moneat moneāmus moneātis moneant
7 I MIGHT, I COULD *warn* *imperfect subjunctive* monērem monērēs monēret monērēmus monērētis monērent	**8** I SHOULD HAVE *warned* *perfect subjunctive* monuerim monueris monuerit monuerimus monueritis monuerint	**9** I SHALL HAVE *warned* *future perfect* monuerō monueris monuerit monuerimus monueritis monuerint

the floor, filled in: moneō, every tense, every person

moneō: the floor, filled in

The first wall

Square 10, on the ceiling, holds *monēre*. The first wall below it holds the other forms, each in the same square as for *amō*:

	10 TO DO *to warn* mon**ēre** *up in the infinite sky: the infinitive*	
1 I WOULD HAVE *warned* mon**uissem**	**2** TO HAVE DONE *to have warned* mon**uisse**	**3** TO BE ABOUT TO *to warn* mon**itūrus esse**
4 DOING · IN DOING · TO DO *warning* mon**endī** mon**endō** mon**endum**	**5** TO DO · TO BE DONE *to warn · to be warned* mon**itum** mon**itū**	**6** DOING · ABOUT TO DO *warning · about to warn* mon**ēns** mon**itūrus**
7 DO! *warn!* mon**ē!** mon**ēte!**	**8** SHALL DO! *warn! (later)* mon**ētō!**	**9** DONE · TO BE DONE *warned · to be warned* mon**itus** mon**endus**

the first wall, on your left: the other forms

moneō: the first wall

- square 1: *monuissem*, I would have warned;
- square 2: *monuisse*, to have warned;
- square 3: *monitūrus esse*, to be about to warn;

- square 4: *monendī*, *monendō*, *monendum*, of warning, by warning, to warning (the gerund);
- square 5: *monitum*, *monitū*, the supine;
- square 6: *monēns*, warning, and *monitūrus*, about to warn;
- square 7: *monē!*, *monēte!*, warn!;
- square 8: *monētō!*, you shall warn!;
- square 9: *monitus*, warned, and *monendus*, to be warned.

The second wall: the passive

The passive of *moneō* goes on the second wall, square for square with the floor, with the passive infinitive *monērī* on the ceiling in square 20. The six passive endings are the same as for *amō*: *-r* or *-or*, *-ris*, *-tur*, *-mur*, *-minī*, *-ntur*.

In squares 3, 4, 8 and 9 the participle goes with *sum*, as for *amō*. As with *sum* as a helper, the pink form is what a woman says and the blue form what a man says: *monita sum*, I have been warned (a woman speaking); *monitus sum*, I have been warned (a man speaking).

PINK: FEMININE · a woman says it	BLUE: MASCULINE · a man says it

20

TO BE DONE

to be warned

monērī

the infinite sky again: the passive infinitive

1 I AM *warned* moneor	**2** I WAS *warned* monēbar	**3** I HAVE BEEN *warned* monita sum monitus sum
4 I HAD BEEN *warned* monita eram monitus eram	**5** I WILL BE *warned* monēbor	**6** I MAY BE *warned* monear
7 I MIGHT BE *warned* monērer	**8** I SHOULD HAVE BEEN *warned* monita sim monitus sim	**9** I SHALL HAVE BEEN *warned* monita erō monitus erō

the second wall, in front of you: the passive

moneō: the second wall

The second wall, filled in

1 I AM *warned* *present*	2 I WAS *warned* *imperfect*	3 I HAVE BEEN *warned* *perfect*
moneor	monēbar	monita sum · monitus sum
monēris	monēbāris	monita es · monitus es
monētur	monēbātur	monita est · monitus est
monēmur	monēbāmur	monitae sumus · monitī sumus
monēminī	monēbāminī	monitae estis · monitī estis
monentur	monēbantur	monitae sunt · monitī sunt
4 I HAD BEEN *warned* *pluperfect*	**5 I WILL BE *warned* *future***	**6 I MAY BE *warned* *present subjunctive***
monita eram · monitus eram	monēbor	monear
monita erās · monitus erās	monēberis	moneāris
monita erat · monitus erat	monēbitur	moneātur
monitae erāmus · monitī erāmus	monēbimur	moneāmur
monitae erātis · monitī erātis	monēbiminī	moneāminī
monitae erant · monitī erant	monēbuntur	moneantur
7 I MIGHT BE *warned* *imperfect subjunctive*	**8 I SHOULD HAVE BEEN *warned* *perfect subjunctive***	**9 I SHALL HAVE BEEN *warned* *future perfect***
monērer	monita sim · monitus sim	monita erō · monitus erō
monērēris	monita sīs · monitus sīs	monita eris · monitus eris
monērētur	monita sit · monitus sit	monita erit · monitus erit
monērēmur	monitae sīmus · monitī sīmus	monitae erimus · monitī erimus
monērēminī	monitae sītis · monitī sītis	monitae eritis · monitī eritis
monērentur	monitae sint · monitī sint	monitae erunt · monitī erunt

the second wall, filled in: moneor, every tense, every person (passive)

moneor: the second wall, filled in

The third wall

The third wall mirrors the first wall, as for *amō*: *monita essem* or *monitus essem* in square 1, *monita esse* or *monitus esse* in square 2, *monitum īrī* in square 3, *monēre!* and *monēminī!* in square 7, *monētor!* in square 8. Squares 4, 5, 6 and 9 stay free.

On the ceiling, in square 30, goes a deponent verb of the second conjugation: *vereor, verērī, veritus sum*, I fear, I respect. It looks passive and means active. English has kept it in **revere** and

reverence.

PINK: FEMININE · a woman says it	BLUE: MASCULINE · a man says it

	30 A DEPONENT VERB *to fear* verērī *looks passive, means active*	
1 I WOULD HAVE BEEN *warned* monita essem monitus essem	**2** TO HAVE BEEN *warned* monita esse monitus esse	**3** TO BE ABOUT TO BE *warned* monitum īrī
4 *free: the gerund has no passive*	**5** *free: the supine is on the first wall*	**6** *free: the participles are on the first wall*
7 BE! *warned!* monēre! monēminī!	**8** SHALL BE! *warned! (later)* monētor!	**9** *free: monitus and monendus are on the first wall*

the third wall, on your right: the rest of the passive

moneō: the third wall

English from *moneō*

A **monitor** is one who warns; a **monument** is a thing that reminds; and a **premonition** is a warning given beforehand.

What comes next

Next comes the third conjugation: *regō*, I rule.

The third conjugation: *regō*, I rule

The same room, a new verb

Regō goes into the same squares as *amō* and *moneō*, with the same six endings in every square.

The dictionary gives four forms: *regō*, *regere*, *rēxī*, *rēctum*:

- *regō*, I rule: square 1 on the floor;
- *regere*, to rule: square 10, on the ceiling;
- *rēxī*, I have ruled: square 3 on the floor;
- *rēctum*, to rule (the supine): square 5 on the first wall.

Look at square 10 again. *Monēre* has a long *ē*; *regere* has a short *e*. That short *e* is the mark of the **third conjugation**. On the page, the only difference between the two infinitives is the macron, the little line over the long vowel. This is one of the best reasons for always writing the macrons when you learn a verb.

The perfect *rēxī* is *reg-* and *-s-* joined: *g* and *s* together are written *x*. The third conjugation has many different kinds of perfect, so learn the perfect of each verb from the dictionary, together with square 1 and square 10.

The floor

1 I DO *rule* reg**ō**	**2** I DID *rule* reg**ēbam**	**3** I HAVE *ruled* rēx**ī**
4 I HAD *ruled* rēx**eram**	**5** I WILL *rule* reg**am**	**6** I MAY *rule* reg**am**
7 I MIGHT, I COULD *rule* reg**erem**	**8** I SHOULD HAVE *ruled* rēx**erim**	**9** I SHALL HAVE *ruled* rēx**erō**

the floor: regō, the nine tenses

regō: the floor

Things to notice:

- square 1: the vowel before the ending is short *i*: *regis*, *regit*, *regimus*, *regitis*, and *u* before *-nt*: *regunt*;
- square 2: *regēbam*, with *ē*, like *monēbam*: the bum hook still works;

- square 5, the future, has **no -b-**. It is *regam*, *regēs*, *reget*: *-am* in the first person, then *ē*. So the hook "about" for square 5 does not fit *regō*;
- square 6 begins exactly like square 5: *regam*. The first person is the same in both squares. The other persons tell them apart: *regēs* (square 5, with *ē*) and *regās* (square 6, with *ā*);
- square 7: *regerem*, with a short *e*: *reg-e-rem*, from the infinitive *regere*;
- squares 3, 4, 8 and 9: *rēx-* and then the same endings as *amāv-* and *monu-*: *rēxī*, *rēxeram*, *rēxerim*, *rēxerō*.

The floor, filled in

1 I DO *rule* *present* regō regis regit regimus regitis regunt	**2** I DID *rule* *imperfect* regēbam regēbās regēbat regēbāmus regēbātis regēbant	**3** I HAVE *ruled* *perfect* rēxī rēxistī rēxit rēximus rēxistis rēxērunt
4 I HAD *ruled* *pluperfect* rēxeram rēxerās rēxerat rēxerāmus rēxerātis rēxerant	**5** I WILL *rule* *future* regam regēs reget regēmus regētis regent	**6** I MAY *rule* *present subjunctive* regam regās regat regāmus regātis regant
7 I MIGHT, I COULD *rule* *imperfect subjunctive* regerem regerēs regeret regerēmus regerētis regerent	**8** I SHOULD HAVE *ruled* *perfect subjunctive* rēxerim rēxeris rēxerit rēxerimus rēxeritis rēxerint	**9** I SHALL HAVE *ruled* *future perfect* rēxerō rēxeris rēxerit rēxerimus rēxeritis rēxerint

the floor, filled in: regō, every tense, every person

regō: the floor, filled in

The first wall

	10 TO DO *to rule* reg**ere** *up in the infinite sky: the infinitive*	
1 I WOULD HAVE *ruled* rēx**issem**	**2** TO HAVE DONE *to have ruled* rēx**isse**	**3** TO BE ABOUT TO *to rule* rēct**ūrus esse**
4 DOING · IN DOING · TO DO *ruling* reg**endī** reg**endō** reg**endum**	**5** TO DO · TO BE DONE *to rule · to be ruled* rēct**um** rēct**ū**	**6** DOING · ABOUT TO DO *ruling · about to rule* reg**ēns** rēct**ūrus**
7 DO! *rule!* reg**e!** reg**ite!**	**8** SHALL DO! *rule! (later)* reg**itō!**	**9** DONE · TO BE DONE *ruled · to be ruled* rēct**us** reg**endus**

the first wall, on your left: the other forms

regō: the first wall

- square 1: *rēxissem*; square 2: *rēxisse*; square 3: *rēctūrus esse*;
- square 4: *regendī*, *regendō*, *regendum* (the gerund);
- square 5: *rēctum*, *rēctū* (the supine);
- square 6: *regēns*, ruling, and *rēctūrus*, about to rule;
- square 7: *rege!*, *regite!*, rule!; square 8: *regitō!*;

- square 9: *rēctus*, ruled, and *regendus*, to be ruled.

The second wall: the passive

The passive infinitive in square 20 is very short: *regī*, to be ruled. On the second wall, as before, pink is what a woman says and blue what a man says: *rēcta sum*, *rēctus sum*.

PINK: FEMININE · a woman says it	BLUE: MASCULINE · a man says it

	20 TO BE DONE *to be ruled* **regī** *the infinite sky again: the passive infinitive*	
1 I AM *ruled* reg**or**	**2** I WAS *ruled* reg**ēbar**	**3** I HAVE BEEN *ruled* rēct**a sum** rēct**us sum**
4 I HAD BEEN *ruled* rēct**a eram** rēct**us eram**	**5** I WILL BE *ruled* reg**ar**	**6** I MAY BE *ruled* reg**ar**
7 I MIGHT BE *ruled* reg**erer**	**8** I SHOULD HAVE BEEN *ruled* rēct**a sim** rēct**us sim**	**9** I SHALL HAVE BEEN *ruled* rēct**a erō** rēct**us erō**

the second wall, in front of you: the passive

regō: the second wall

One pair to watch: *regeris*, you are ruled (square 1, short *e*) and *regēris*, you will be ruled (square 5, long *ē*). Again only the macron tells them apart. And squares 5 and 6 begin alike again: *regar* in both.

The second wall, filled in

1 I AM *ruled* *present* regor regeris regitur regimur regiminī reguntur	**2** I WAS *ruled* *imperfect* regēbar regēbāris regēbātur regēbāmur regēbāminī regēbantur	**3** I HAVE BEEN *ruled* *perfect* rēcta sum · rēctus sum rēcta es · rēctus es rēcta est · rēctus est rēctae sumus · rēctī sumus rēctae estis · rēctī estis rēctae sunt · rēctī sunt
4 I HAD BEEN *ruled* *pluperfect* rēcta eram · rēctus eram rēcta erās · rēctus erās rēcta erat · rēctus erat rēctae erāmus · rēctī erāmus rēctae erātis · rēctī erātis rēctae erant · rēctī erant	**5** I WILL BE *ruled* *future* regar regēris regētur regēmur regēminī regentur	**6** I MAY BE *ruled* *present subjunctive* regar regāris regātur regāmur regāminī regantur
7 I MIGHT BE *ruled* *imperfect subjunctive* regerer regerēris regerētur regerēmur regerēminī regerentur	**8** I SHOULD HAVE BEEN *ruled* *perfect subjunctive* rēcta sim · rēctus sim rēcta sīs · rēctus sīs rēcta sit · rēctus sit rēctae sīmus · rēctī sīmus rēctae sītis · rēctī sītis rēctae sint · rēctī sint	**9** I SHALL HAVE BEEN *ruled* *future perfect* rēcta erō · rēctus erō rēcta eris · rēctus eris rēcta erit · rēctus erit rēctae erimus · rēctī erimus rēctae eritis · rēctī eritis rēctae erunt · rēctī erunt

the second wall, filled in: regor, every tense, every person (passive)

regor: the second wall, filled in

The third wall

Rēcta essem or *rēctus essem* in square 1, *rēcta esse* or *rēctus esse* in square 2, *rēctum īrī* in square 3, *regere!* and *regiminī!* in square 7, *regitor!* in square 8.

On the ceiling, in square 30: a deponent of the third conjugation, *loquor, loquī, locūtus sum*, I speak. English has kept it in **eloquent**, **loquacious** and **colloquial**.

PINK: FEMININE · a woman says it	BLUE: MASCULINE · a man says it

	30 A DEPONENT VERB *to speak* loquī *looks passive, means active*	
1 I WOULD HAVE BEEN *ruled* rēcta essem rēctus essem	**2** TO HAVE BEEN *ruled* rēcta esse rēctus esse	**3** TO BE ABOUT TO BE *ruled* rēctum īrī
4 *free: the gerund has no passive*	**5** *free: the supine is on the first wall*	**6** *free: the participles are on the first wall*
7 BE! *ruled!* regere! reginimī!	**8** SHALL BE! *ruled! (later)* regitor!	**9** *free: rēctus and regendus are on the first wall*

the third wall, on your right: the rest of the passive

regō: the third wall

English from *regō*

A **regent** rules; a **regiment** is a body under rule; and from *rēctus*, ruled, straight, come **direct**, **correct** and **rector**.

What comes next

Next comes *capiō*, I take: a verb of the third conjugation with a little of the fourth.

The third conjugation in *-iō*: *capiō*, I take

The same room, a new verb

Capiō goes into the same squares, with the same six endings in every square.

The dictionary gives four forms: *capiō*, *capere*, *cēpī*, *captum*:

- *capiō*, I take: square 1 on the floor;
- *capere*, to take: square 10, on the ceiling;
- *cēpī*, I have taken: square 3 on the floor;
- *captum*, to take (the supine): square 5 on the first wall.

The infinitive in square 10, *capere*, has the short *e* of the third conjugation, like *regere*. So *capiō* belongs to the third conjugation. But square 1 ends in *-iō*, like *audiō*, the fourth conjugation, which comes next. *Capiō* is a mixture of the two.

One rule for *capiō*

Here is the whole rule. **Wherever *audiō* has an *i* followed by another vowel, *capiō* has one too. Everywhere else, *capiō* goes like *regō*.**

So *capiō*, *capiunt*, *capiēbam*, *capiam*, *capiēns*, *capiendī*, with *i* and a vowel, like *audiō*, *audiunt*, *audiēbam*, *audiam*. But *capis*, *capit*, *capimus*, *capitis*, *capere*, *caperem*, *cape!*, like *regis*, *regit*, *regimus*, *regitis*, *regere*, *regerem*, *rege!*.

The floor

1 I DO *take* capiō	**2** I DID *take* capiēbam	**3** I HAVE *taken* cēpī
4 I HAD *taken* cēperam	**5** I WILL *take* capiam	**6** I MAY *take* capiam
7 I MIGHT, I COULD *take* caperem	**8** I SHOULD HAVE *taken* cēperim	**9** I SHALL HAVE *taken* cēperō

the floor: capiō, the nine tenses

capiō: the floor

Things to notice:

- square 5 and square 6 begin alike, as with *regō*: *capiam* in both. Then *capiēs* (square 5) and *capiās* (square 6);
- square 7 is *caperem*, from the infinitive *capere*, like *regerem*;

- the perfect stem changes its vowel: *cap-* becomes *cēp-*: *cēpī*, *cēperam*, *cēperim*, *cēperō*. After *cēp-*, the endings are the same as always.

The floor, filled in

1 I DO *take* *present* capiō capis capit capimus capitis capiunt	**2** I DID *take* *imperfect* capiēbam capiēbās capiēbat capiēbāmus capiēbātis capiēbant	**3** I HAVE *taken* *perfect* cēpī cēpistī cēpit cēpimus cēpistis cēpērunt
4 I HAD *taken* *pluperfect* cēperam cēperās cēperat cēperāmus cēperātis cēperant	**5** I WILL *take* *future* capiam capiēs capiet capiēmus capiētis capient	**6** I MAY *take* *present subjunctive* capiam capiās capiat capiāmus capiātis capiant
7 I MIGHT, I COULD *take* *imperfect subjunctive* caperem caperēs caperet caperēmus caperētis caperent	**8** I SHOULD HAVE *taken* *perfect subjunctive* cēperim cēperis cēperit cēperimus cēperitis cēperint	**9** I SHALL HAVE *taken* *future perfect* cēperō cēperis cēperit cēperimus cēperitis cēperint

the floor, filled in: capiō, every tense, every person

capiō: the floor, filled in

The first wall

	10 TO DO *to take* cap**ere** *up in the infinite sky: the infinitive*	
1 I WOULD HAVE *taken* cēp**issem**	**2** TO HAVE DONE *to have taken* cēp**isse**	**3** TO BE ABOUT TO *to take* capt**ūrus esse**
4 DOING · IN DOING · TO DO *taking* cap**iendī** cap**iendō** cap**iendum**	**5** TO DO · TO BE DONE *to take · to be taken* capt**um** capt**ū**	**6** DOING · ABOUT TO DO *taking · about to take* cap**iēns** capt**ūrus**
7 DO! *take!* cap**e!** cap**ite!**	**8** SHALL DO! *take! (later)* cap**itō!**	**9** DONE · TO BE DONE *taken · to be taken* capt**us** cap**iendus**

the first wall, on your left: the other forms

capiō: the first wall

- square 1: *cēpissem*; square 2: *cēpisse*; square 3: *captūrus esse*;
- square 4: *capiendī*, *capiendō*, *capiendum* (the gerund);
- square 5: *captum*, *captū* (the supine);
- square 6: *capiēns*, taking, and *captūrus*, about to take;
- square 7: *cape!*, *capite!*, take!; square 8: *capitō!*;

- square 9: *captus*, taken, and *capiendus*, to be taken.

The second wall: the passive

The passive infinitive in square 20 is *capī*, like *regī*. On the second wall, pink is what a woman says and blue what a man says: *capta sum*, I have been taken (a woman); *captus sum* (a man).

PINK: FEMININE · a woman says it	BLUE: MASCULINE · a man says it

	20 TO BE DONE *to be taken* capī *the infinite sky again: the passive infinitive*	
1 I AM *taken* capior	**2** I WAS *taken* capiēbar	**3** I HAVE BEEN *taken* capta sum captus sum
4 I HAD BEEN *taken* capta eram captus eram	**5** I WILL BE *taken* capiar	**6** I MAY BE *taken* capiar
7 I MIGHT BE *taken* caperer	**8** I SHOULD HAVE BEEN *taken* capta sim captus sim	**9** I SHALL HAVE BEEN *taken* capta erō captus erō

the second wall, in front of you: the passive

capiō: the second wall

The rule still holds: *capior*, *capiuntur*, *capiēbar*, *capiar*, with *i* and a vowel; but *caperis*, *capitur*, *caperer*, like *regeris*, *regitur*, *regerer*.

The second wall, filled in

1 I AM *taken* *present*	2 I WAS *taken* *imperfect*	3 I HAVE BEEN *taken* *perfect*
capior	capiēbar	capta sum · captus sum
caperis	capiēbāris	capta es · captus es
capitur	capiēbātur	capta est · captus est
capimur	capiēbāmur	captae sumus · captī sumus
capiminī	capiēbāminī	captae estis · captī estis
capiuntur	capiēbantur	captae sunt · captī sunt

4 I HAD BEEN *taken* *pluperfect*	5 I WILL BE *taken* *future*	6 I MAY BE *taken* *present subjunctive*
capta eram · captus eram	capiar	capiar
capta erās · captus erās	capiēris	capiāris
capta erat · captus erat	capiētur	capiātur
captae erāmus · captī erāmus	capiēmur	capiāmur
captae erātis · captī erātis	capiēminī	capiāminī
captae erant · captī erant	capientur	capiantur

7 I MIGHT BE *taken* *imperfect subjunctive*	8 I SHOULD HAVE BEEN *taken* *perfect subjunctive*	9 I SHALL HAVE BEEN *taken* *future perfect*
caperer	capta sim · captus sim	capta erō · captus erō
caperēris	capta sīs · captus sīs	capta eris · captus eris
caperētur	capta sit · captus sit	capta erit · captus erit
caperēmur	captae sīmus · captī sīmus	captae erimus · captī erimus
caperēminī	captae sītis · captī sītis	captae eritis · captī eritis
caperentur	captae sint · captī sint	captae erunt · captī erunt

the second wall, filled in: capior, every tense, every person (passive)

capior: the second wall, filled in

The third wall

Capta essem or *captus essem* in square 1, *capta esse* or *captus esse* in square 2, *captum īrī* in square 3, *capere!* and *capiminī!* in square 7, *capitor!* in square 8.

On the ceiling, in square 30: a deponent of the same kind, *patior, patī, passus sum*, I suffer, I allow. English has kept it in **patient** and **passion**.

PINK: FEMININE · a woman says it	BLUE: MASCULINE · a man says it

	30 A DEPONENT VERB *to suffer* patī *looks passive, means active*	
1 I WOULD HAVE BEEN *taken* capta essem captus essem	**2** TO HAVE BEEN *taken* capta esse captus esse	**3** TO BE ABOUT TO BE *taken* captum īrī
4 *free: the gerund has no passive*	**5** *free: the supine is on the first wall*	**6** *free: the participles are on the first wall*
7 BE! *taken!* capere! capiminī!	**8** SHALL BE! *taken! (later)* capitor!	**9** *free: captus and capiendus are on the first wall*

the third wall, on your right: the rest of the passive

capiō: the third wall

Other verbs like *capiō*

There are not many verbs of this kind, but they are very common: *faciō*, I make, I do; *fugiō*, I flee; *iaciō*, I throw; *cupiō*, I desire; *rapiō*, I seize; and the compounds of *capiō*, such as *accipiō*, I receive, and *recipiō*, I take back. They all follow the one rule above. (You have already met the passive of *faciō* among the irregular verbs: it is *fīō*.)

English from *capiō*

From *captum* come **capture**, **captive** and **caption**; from *capāx*, able to hold, **capacity**; and from the compound *accipiō*, **accept**.

What comes next

Next comes the fourth conjugation: *audiō*, I hear.

The fourth conjugation: *audiō*, I hear

The same room, a new verb

Audiō goes into the same squares, with the same six endings in every square.

The dictionary gives four forms: *audiō*, *audīre*, *audīvī*, *audītum*:

- *audiō*, I hear: square 1 on the floor;
- *audīre*, to hear: square 10, on the ceiling;
- *audīvī*, I have heard: square 3 on the floor;
- *audītum*, to hear (the supine): square 5 on the first wall.

The infinitive in square 10 ends in *-īre*, with a long *ī*. That is the mark of the **fourth conjugation**.

The floor

1 I DO *hear* audiō	**2** I DID *hear* audiēbam	**3** I HAVE *heard* audīvī
4 I HAD *heard* audīveram	**5** I WILL *hear* audiam	**6** I MAY *hear* audiam
7 I MIGHT, I COULD *hear* audīrem	**8** I SHOULD HAVE *heard* audīverim	**9** I SHALL HAVE *heard* audīverō

the floor: audiō, the nine tenses

audiō: the floor

Audiō has two faces. Before a consonant, its *ī* is long: *audīs*, *audīmus*, *audītis*, *audīre*, *audīrem*, *audī!*. Before another vowel, it is a short *i*: *audiō*, *audiunt*, *audiēbam*, *audiam*.

Things to notice:

- square 5, the future, is *audiam*, *audiēs*, *audiet*: no *-b-*, just like *regō* and *capiō*;
- square 6 begins alike: *audiam*, then *audiās*, *audiat*;
- square 7 is *audīrem*, from the infinitive *audīre*;
- the perfect squares go exactly like those of *amō*, with *ī* where *amō* has *ā*: *amāvī*, *audīvī*; *amāveram*, *audīveram*; *amāverim*, *audīverim*; *amāverō*, *audīverō*. So the *amō* hooks for squares 3, 4, 8 and 9 (*hāvī*, *Āveram*, *Āveri*, *Āverō*) still help: just put *ī* where *amō* has *ā*.

The floor, filled in

1 I DO *hear* *present* audiō audīs audit audīmus audītis audiunt	**2** I DID *hear* *imperfect* audiēbam audiēbās audiēbat audiēbāmus audiēbātis audiēbant	**3** I HAVE *heard* *perfect* audīvī audīvistī audīvit audīvimus audīvistis audīvērunt
4 I HAD *heard* *pluperfect* audīveram audīverās audīverat audīverāmus audīverātis audīverant	**5** I WILL *hear* *future* audiam audiēs audiet audiēmus audiētis audient	**6** I MAY *hear* *present subjunctive* audiam audiās audiat audiāmus audiātis audiant
7 I MIGHT, I COULD *hear* *imperfect subjunctive* audīrem audīrēs audīret audīrēmus audīrētis audīrent	**8** I SHOULD HAVE *heard* *perfect subjunctive* audīverim audīveris audīverit audīverimus audīveritis audīverint	**9** I SHALL HAVE *heard* *future perfect* audīverō audīveris audīverit audīverimus audīveritis audīverint

the floor, filled in: audiō, every tense, every person

audiō: the floor, filled in

The first wall

	10 TO DO *to hear* aud**īre** *up in the infinite sky: the infinitive*	
1 I WOULD HAVE *heard* aud**īvissem**	**2** TO HAVE DONE *to have heard* aud**īvisse**	**3** TO BE ABOUT TO *to hear* aud**ītūrus esse**
4 DOING · IN DOING · TO DO *hearing* aud**iendī** aud**iendō** aud**iendum**	**5** TO DO · TO BE DONE *to hear · to be heard* aud**ītum** aud**ītū**	**6** DOING · ABOUT TO DO *hearing · about to hear* aud**iēns** aud**ītūrus**
7 DO! *hear!* aud**ī!** aud**īte!**	**8** SHALL DO! *hear! (later)* aud**ītō!**	**9** DONE · TO BE DONE *heard · to be heard* aud**ītus** aud**iendus**

the first wall, on your left: the other forms

audiō: the first wall

- square 1: *audīvissem*; square 2: *audīvisse*; square 3: *audītūrus esse*;
- square 4: *audiendī*, *audiendō*, *audiendum* (the gerund);
- square 5: *audītum*, *audītū* (the supine);
- square 6: *audiēns*, hearing, and *audītūrus*, about to hear;

- square 7: *audī!*, *audīte!*, hear!; square 8: *audītō!*;
- square 9: *audītus*, heard, and *audiendus*, to be heard.

The second wall: the passive

The passive infinitive in square 20 is *audīrī*, to be heard. On the second wall, pink is what a woman says and blue what a man says: *audīta sum*, I have been heard (a woman); *audītus sum* (a man).

PINK: FEMININE · a woman says it	BLUE: MASCULINE · a man says it

	20 TO BE DONE *to be heard* audīrī *the infinite sky again: the passive infinitive*	
1 I AM *heard* audior	**2** I WAS *heard* audiēbar	**3** I HAVE BEEN *heard* audīta sum audītus sum
4 I HAD BEEN *heard* audīta eram audītus eram	**5** I WILL BE *heard* audiar	**6** I MAY BE *heard* audiar
7 I MIGHT BE *heard* audīrer	**8** I SHOULD HAVE BEEN *heard* audīta sim audītus sim	**9** I SHALL HAVE BEEN *heard* audīta erō audītus erō

the second wall, in front of you: the passive

audiō: the second wall

The second wall, filled in

1 I AM *heard* *present* audi**or** audī**ris** audī**tur** audī**mur** audī**minī** audiu**ntur**	**2** I WAS *heard* *imperfect* audiēba**r** audiēbā**ris** audiēbā**tur** audiēbā**mur** audiēbā**minī** audiēba**ntur**	**3** I HAVE BEEN *heard* *perfect* audīt**a** sum · audīt**us** sum audīt**a** es · audīt**us** es audīt**a** est · audīt**us** est audīt**ae** sumus · audīt**ī** sumus audīt**ae** estis · audīt**ī** estis audīt**ae** sunt · audīt**ī** sunt
4 I HAD BEEN *heard* *pluperfect* audīt**a** eram · audīt**us** eram audīt**a** erās · audīt**us** erās audīt**a** erat · audīt**us** erat audīt**ae** erāmus · audīt**ī** erāmus audīt**ae** erātis · audīt**ī** erātis audīt**ae** erant · audīt**ī** erant	**5** I WILL BE *heard* *future* audia**r** audiē**ris** audiē**tur** audiē**mur** audiē**minī** audie**ntur**	**6** I MAY BE *heard* *present subjunctive* audia**r** audiā**ris** audiā**tur** audiā**mur** audiā**minī** audia**ntur**
7 I MIGHT BE *heard* *imperfect subjunctive* audīre**r** audīrē**ris** audīrē**tur** audīrē**mur** audīrē**minī** audīre**ntur**	**8** I SHOULD HAVE BEEN *heard* *perfect subjunctive* audīt**a** sim · audīt**us** sim audīt**a** sīs · audīt**us** sīs audīt**a** sit · audīt**us** sit audīt**ae** sīmus · audīt**ī** sīmus audīt**ae** sītis · audīt**ī** sītis audīt**ae** sint · audīt**ī** sint	**9** I SHALL HAVE BEEN *heard* *future perfect* audīt**a** erō · audīt**us** erō audīt**a** eris · audīt**us** eris audīt**a** erit · audīt**us** erit audīt**ae** erimus · audīt**ī** erimus audīt**ae** eritis · audīt**ī** eritis audīt**ae** erunt · audīt**ī** erunt

the second wall, filled in: audior, every tense, every person (passive)

audior: the second wall, filled in

The third wall

Audīta essem or *audītus essem* in square 1, *audīta esse* or *audītus esse* in square 2, *audītum īrī* in square 3, *audīre!* and *audīminī!* in square 7, *audītor!* in square 8.

On the ceiling, in square 30: a deponent of the fourth conjugation, *partior, partīrī, partītus sum*, I share, I divide. English has kept it in **partition**.

PINK: FEMININE · a woman says it	BLUE: MASCULINE · a man says it

	30 A DEPONENT VERB *to share* partīrī *looks passive, means active*	
1 I WOULD HAVE BEEN *heard* audīta essem audītus essem	**2** TO HAVE BEEN *heard* audīta esse audītus esse	**3** TO BE ABOUT TO BE *heard* audītum īrī
4 *free: the gerund has no passive*	**5** *free: the supine is on the first wall*	**6** *free: the participles are on the first wall*
7 BE! *heard!* audīre! audīminī!	**8** SHALL BE! *heard! (later)* audītor!	**9** *free: audītus and audiendus are on the first wall*

the third wall, on your right: the rest of the passive

audiō: the third wall

English from *audiō*

An **audience** is those who hear; an **audition** is a hearing; what can be heard is **audible**; and an **audit** was once a hearing of the accounts, read aloud.

The five verbs side by side

Here is the first person of all five verbs, square by square, with the infinitive from the ceiling at the top:

SQUARE	*amō*	*moneō*	*regō*	*capiō*	*audiō*
10 (ceiling)	am**āre**	mon**ēre**	reg**ere**	cap**ere**	aud**īre**
1 I do	am**ō**	mon**eō**	reg**ō**	cap**iō**	aud**iō**
2 I did	am**ābam**	mon**ēbam**	reg**ēbam**	cap**iēbam**	aud**iēbam**
3 I have	am**āvī**	mon**uī**	rēx**ī**	cēp**ī**	aud**īvī**
4 I had	am**āveram**	mon**ueram**	rēx**eram**	cēp**eram**	aud**īveram**
5 I will	am**ābō**	mon**ēbō**	reg**am**	cap**iam**	aud**iam**
6 I may	am**em**	mon**eam**	reg**am**	cap**iam**	aud**iam**
7 I might	am**ārem**	mon**ērem**	reg**erem**	cap**erem**	aud**īrem**
8 I should have	am**āverim**	mon**uerim**	rēx**erim**	cēp**erim**	aud**īverim**
9 I shall have	am**āverō**	mon**uerō**	rēx**erō**	cēp**erō**	aud**īverō**

The five verbs compared

Read it across, and you will see how little changes:

- **square 10 tells you the family**: *-āre*, *-ēre*, *-ere*, *-īre*. *Capiō*, with *-ere*, belongs with *regō*;
- **square 2** always has *-bam*, with *ā*, *ē* or *iē* in front;
- **square 5** comes in two kinds: *-bō* for *amō* and *moneō*, and *-am* for *regō*, *capiō* and *audiō*;
- **square 6**, the present subjunctive, changes its vowel from family to family: am**e**m, mon**ea**m, reg**a**m, cap**ia**m, aud**ia**m. An old schoolroom sentence holds the vowels in order: "w**e** f**ea**r **a** l**ia**r";
- **square 7** is always the infinitive with *-m*: *amāre-m*, *monēre-m*, *regere-m*, *capere-m*, *audīre-m*;
- **squares 3, 4, 8 and 9** are built on the perfect stem from the dictionary, and after it their endings never change: *-ī*, *-eram*, *-erim*, *-erō*.

So once you have the three forms from the dictionary for squares 1, 10 and 3, you can fill the whole floor of any regular verb.

What comes next

The regular verbs are done. The last four parts deal with verbs that are missing some of their forms, or use them in an unusual way: the defective verbs, the shortened forms of the perfect, the semi-deponent verbs, and the impersonal verbs.

The defective verbs

Some Latin verbs have lost many of their forms. They are called **defective** verbs (from *dēficiō*, I fail, I am lacking): they are missing some of their squares. But the forms they do have go into the usual squares, and the room shows you at once which squares are empty. These verbs are few, but they are very common, and you will meet them on almost every page.

Perfect forms, present meaning: *ōdī* and *meminī*

Two of the most common have only the perfect squares, 3, 4, 8 and 9. But they use them with a present meaning. *Ōdī* looks like "I have hated", but it means "I hate". *Meminī* looks like "I have remembered", but it means "I remember".

The rule is simple. The form is in its usual square; only the meaning moves back one step:

- square 3 means the present: *ōdī*, I hate;
- square 4 means the past: *ōderam*, I hated;
- square 8 means "I may": *ōderim*, I may hate;
- square 9 means the future: *ōderō*, I shall hate.

ōdī, ōdisse: I hate		
	10 *ōdisse, to hate, is on the first wall, square 2*	
1 *free: no present forms*	**2** *free: no present forms*	**3** ōd**ī** ***I hate***
4 ōd**eram** ***I hated***	**5** *free: no present forms*	**6** *free: no present forms*
7 *free: no present forms*	**8** ōd**erim** ***I may hate***	**9** ōd**erō** ***I shall hate***

ōdī: perfect forms, present meaning

ōdī in the squares

The best-known line in all Latin love poetry begins with these two verbs, side by side. Catullus wrote: *ōdī et amō*, I hate and I love. *Ōdī* is in square 3, *amō* in square 1, and both mean the present.

And square 8 has a famous line of its own, from the old Roman poet Accius, said to have been a favourite of the emperor Caligula: *ōderint, dum metuant*, let them hate, so long as they fear. *Ōderint* is square 8, with its present meaning: let them hate, may they hate.

Ōdī also has *ōdissem* on the first wall, square 1, and a future participle, *ōsūrus*, about to hate, on the first wall, square 6. Its infinitive, *ōdisse*, stays where every perfect infinitive goes, on the first wall, square 2, but it means simply "to hate".

meminī, meminisse: I remember		
	10 *meminisse, to remember, is on the first wall, square 2*	
1 *free: no present forms*	**2** *free: no present forms*	**3** memin**ī** ***I remember***
4 memin**eram** ***I remembered***	**5** *free: no present forms*	**6** *free: no present forms*
7 *free: no present forms*	**8** memin**erim** ***I may remember***	**9** memin**erō** ***I shall remember***

meminī: perfect forms, present meaning

meminī in the squares

Meminī works in exactly the same way: *meminī*, I remember; *memineram*, I remembered; *meminisse*, to remember. It has one form more, a command, and it sits in the square for the future command,

square 8 of the first wall: *mementō!*, remember!, and *mementōte!*, remember (all of you)! Hence the old saying *mementō morī*, remember that you must die.

Meminī often takes the genitive: *meminī tuī*, I remember you.

Only the perfect: *coepī*

Coepī, I have begun, I began, also has only the perfect squares. But here the meaning does not move: *coepī* means "I began". For the present squares, Latin uses another verb, *incipiō*, I begin, which goes like *capiō*.

coepī, coepisse: I have begun		
	10 *coepisse is on the first wall, square 2*	
1 *free: use incipiō*	**2** *free: use incipiō*	**3** coep**ī** ***I have begun***
4 coep**eram** ***I had begun***	**5** *free: use incipiō*	**6** *free: use incipiō*
7 *free: use incipiō*	**8** coep**erim** ***I should have begun***	**9** coep**erō** ***I shall have begun***

coepī: only the perfect squares, with their usual meaning

coepī in the squares

A perfect with a present meaning: *nōvī*

Nōscō means "I get to know". So its perfect, *nōvī*, means "I have got to know", that is, "I know". It is not defective, because *nōscō* has all its squares, but *nōvī* behaves like *ōdī* and *meminī*: *nōvī*, I know; *nōveram*, I knew; *nōverō*, I shall know. The same is true of *cōnsuēvī*, I have become used to, that is, "I am used to".

Only a few persons: *inquam* and *aiō*

Two verbs of saying have only a handful of forms, almost all in square 1. You will meet them inside quotations, where English says "he said":

- *inquam*, I say; *inquis*, you say; *inquit*, he or she says (or said); *inquiunt*, they say. Above all *inquit*, which stands after the first words of a speech: *"Avē," inquit, "amīce!"*, "Greetings," he said, "my friend!";
- *aiō*, I say, I say yes; *ais*, you say; *ait*, he or she says; *aiunt*, they say; and the imperfect, *aiēbam*, *aiēbat*. *Aiunt* is the usual way of saying "they say", "people say".

Aiō is also the opposite of *negō*, I say no. *Aiō* is "I say yes".

Only a command: *avē* and *salvē*

Two words of greeting are verbs that have kept only their commands, on the first wall, square 7:

- *avē!*, *avēte!*, hail!, greetings! (the gladiators' *avē, imperātor*);
- *salvē!*, *salvēte!*, be well!, hello! And on the first wall, square 8, *salvētō!*.

So a Roman greeting is a command: "be well!"

What comes next

Next, the shortened forms of the perfect, which you will meet everywhere in poetry and in speech.

The shortened perfect

When the Romans spoke quickly, they shortened some of the long forms of the perfect. The poets did the same, to fit the verse, and so did the historians. You will meet these shortened forms everywhere, and they can be puzzling at first. But they are all in the perfect squares (3, 4, 8 and 9 on the floor, and squares 1 and 2 on the first wall), and they follow one rule.

The rule: the *v* drops out

In the perfect stem *amāv-*, the *v* stands between two vowels. Leave out the *v*, and the two vowels melt into one long vowel: *amā(v)i-* becomes *amā-*, *amā(v)e-* becomes *amā-*.

So *amāvistī* becomes *amāstī*, and *amāverat* becomes *amārat*. Nothing else changes. The square is the same, and the meaning is the same.

Square	Full form	Shortened	English
3	amāvistī	amāstī	you have loved
3	amāvistis	amāstis	you (all) have loved
3	amāvērunt	amārunt	they have loved
4	amāveram	amāram	I had loved
8	amāverim	amārim	I should have loved
9	amāverō	amārō	I shall have loved
first wall, 1	amāvissem	amāssem	I would have loved
first wall, 2	amāvisse	amāsse	to have loved

amō: the shortened forms

The same happens with *-ēv-* and *-ōv-*: *dēlēvistī* becomes *dēlēstī*, and *nōvistī*, you know, becomes *nōstī*; *nōveram* becomes *nōram*; *nōvisse* becomes *nōsse*. And in *fēcērunt* or *rēxērunt*, where there is no *v*, nothing is shortened in this way.

Verbs in *-īvī*

In the fourth conjugation, the *v* simply drops out, and the forms that are left are shortened a little further:

Square	Full form	Shortened	English
3	audīvī	audiī	I have heard
3	audīvistī	audīstī	you have heard
3	audīvit	audiit	he, she has heard
3	audīvērunt	audiērunt	they have heard
4	audīveram	audieram	I had heard
first wall, 1	audīvissem	audīssem	I would have heard
first wall, 2	audīvisse	audīsse	to have heard

audiō: the shortened forms

So *audiī* is the same as *audīvī*, and *audīstī* the same as *audīvistī*. You met this already with *eō*, whose perfect *iī* is short for *īvī*, and *īstī* for *īvistī*.

-ēre for *-ērunt*

There is one more shortened form, and it is the most important. In square 3, the third person plural, *-ērunt*, they have, is often written *-ēre*:

- *amāvēre* = *amāvērunt*, they have loved, they loved;
- *monuēre* = *monuērunt*, they warned;
- *rēxēre* = *rēxērunt*, they ruled;

- *fuēre* = *fuērunt*, they were.

The historians, above all, use this form all the time. It looks like an infinitive, but it is not. The perfect stem tells you where you are: *amāv-*, *monu-*, *rēx-* and *fu-* belong only in the perfect squares. So *amāvēre* can only be square 3: they loved.

What comes next

Next, the semi-deponent verbs: verbs that are active in some squares and passive in form in others.

The semi-deponent verbs

You have met the deponent verbs on the ceiling of the third wall: *hortārī*, *verērī*, *loquī*, *patī*, *partīrī*. They have passive forms everywhere, but an active meaning.

A few verbs are deponent only halfway. They are called **semi-deponent** (*sēmi-*, half). In the present squares they have ordinary active forms. In the perfect squares they have passive forms, the participle with *sum*, but their meaning stays active.

The room shows exactly where the change comes. It happens in squares 3, 4, 8 and 9: the four perfect squares, the same four in which the passive of every verb uses the participle and *sum*.

audeō, I dare

audeō, audēre, ausus sum: I dare		
	10 aud**ēre** *to dare*	
1 aud**eō** *I dare*	**2** aud**ēbam** *I dared*	**3** aus**a** sum aus**us** sum *I have dared*
4 aus**a** eram aus**us** eram *I had dared*	**5** aud**ēbō** *I shall dare*	**6** aud**eam** *I may dare*
7 aud**ērem** *I might dare*	**8** aus**a** sim aus**us** sim *I should have dared*	**9** aus**a** erō aus**us** erō *I shall have dared*

audeō: active forms, but passive forms in the perfect squares

audeō in the squares

- squares 1, 2, 5, 6 and 7, and square 10: active, like *moneō*: *audeō*, *audēbam*, *audēbō*, *audeam*, *audērem*, *audēre*;
- squares 3, 4, 8 and 9: *ausa sum* or *ausus sum*, I have dared; *ausa eram* or *ausus eram*, I had dared, and so on. As always, a woman says *ausa sum* and a man *ausus sum*.

The meaning never changes: *ausus sum* means "I have dared", not "I have been dared".

The others

There are only a handful of these verbs, and they are worth learning by their dictionary forms, which show you the change at once:

- *audeō, audēre, ausus sum*, I dare;
- *gaudeō, gaudēre, gāvīsus sum*, I rejoice, I am glad;
- *soleō, solēre, solitus sum*, I am accustomed, I usually do;
- *fīdō, fīdere, fīsus sum*, I trust; and its compounds *cōnfīdō*, I trust completely, and *diffīdō*, I distrust.

The third dictionary form, with *sum*, is the sign: a verb whose perfect is a participle with *sum*, but whose first form ends in *-ō* and not in *-or*, is semi-deponent.

English has kept several of them: **audacity** (from *audāx*, daring), **gaudy** and **joy** (from *gaudium*), **confident** and **diffident** (from *fīdō*).

The other way round

You have already met a verb that does the opposite: *fīō*, among the irregular verbs. It has active forms in the present squares (*fīō*, *fīēbam*, *fiam*) with a passive meaning, "I am made", and passive forms in the perfect squares (*factus sum*). Between them, *audeō* and *fīō* show you that the line between the present squares and the perfect squares runs straight through the room.

What comes next

Last of all, the impersonal verbs: verbs that have only "it".

The impersonal verbs

Some verbs have no "I" and no "you". They have only "it": the third person singular, in every square, and the infinitive on the ceiling. They are called **impersonal** verbs, because no person does them. English has a few of these as well: *it is raining*, *it seems*, *it matters*.

So for an impersonal verb, each square holds only one form, the third person singular, ending in *-t*. Everything else in the square is empty.

licet, it is allowed

licet, licēre, licuit: it is allowed		
	10 licēre *to be allowed*	
1 licet *it is allowed*	**2** licēbat *it was allowed*	**3** licuit *it has been allowed*
4 licuerat *it had been allowed*	**5** licēbit *it will be allowed*	**6** liceat *it may be allowed*
7 licēret *it might be allowed*	**8** licuerit *it should have been allowed*	**9** licuerit *it will have been allowed*

licet: only "it", in every square

licet in the squares

The person who is allowed goes in the dative: *mihi licet*, it is allowed to me, I may; *tibi licet īre*, you may go. A medieval proverb puts it neatly: *quod licet Iovī, nōn licet bovī*, what is allowed to Jupiter is not allowed to an ox.

oportet, it is right, one ought

oportet, oportēre, oportuit: one ought		
	10 oport**ēre** *to be right*	
1 oport**et** *it is right, one ought*	**2** oport**ēbat** *it was right*	**3** oport**uit** *it has been right*
4 oport**uerat** *it had been right*	**5** oport**ēbit** *it will be right*	**6** oport**eat** *it may be right*
7 oport**ēret** *it might be right*	**8** oport**uerit** *it should have been right*	**9** oport**uerit** *it will have been right*

oportet: only "it", in every square

oportet in the squares

The person who ought goes in the accusative, with an infinitive: *mē oportet īre*, it is right for me to go, I ought to go. *Oportuit*, in square 3, often means "one ought to have": *hoc facere oportuit*, this ought to have been done.

Other impersonal verbs

They all go into the squares in the same way, with "it" alone:

- with the dative, like *licet*: *placet*, it pleases, it is agreed (*mihi placet*, I like it, I agree); *libet*, it pleases; *accidit*, it happens; *contingit*, it happens (by good luck);
- with the accusative, like *oportet*: *decet*, it is fitting (*tē decet*, it suits you); *iuvat*, it delights;
- the verbs of feeling, with the accusative of the person and the genitive of the cause: *pudet*, it shames; *paenitet*, it makes sorry; *piget*, it annoys; *taedet*, it wearies; *miseret*, it moves to pity. So *mē pudet stultitiae meae*, it shames me of my folly: I am ashamed of my folly. *Mē paenitet*, I am sorry, I repent;
- the weather: *pluit*, it rains; *ningit*, it snows; *tonat*, it thunders; *fulget*, it lightens. Latin, like English, needs no subject for the weather;
- and two you have met already: *interest*, it matters (among the compounds of *sum*), and *necesse est*, it is necessary.

English has kept *licet* in **licence** and **licit**, *placet* in **placebo** (I shall please), and *paenitet* in **penitent** and **repent**.

The impersonal passive

Finally, any verb that has no object can be used impersonally in the passive, in the third person singular, to say that something is going on, without saying who is doing it:

- *ītur*, there is a going, people go (from *eō*);
- *pugnātur*, there is fighting (from *pugnō*, I fight);
- *pugnātum est*, there was fighting (square 3 of the second wall, in the neuter: *pugnātum*, because "it" is neither a woman nor a man).

The historians use these forms when the action matters more than the people: *diū atque ācriter pugnātum est*, there was fighting for a long time, and fiercely.